



The Proposed Acquisitions of 9 Properties in China, Malaysia and Vietnam, and the Remaining 50.0% Interest in 15 Properties in China

maple^{tree}
logistics

19 October 2020



Disclaimer

This presentation has been prepared by Mapletree Logistics Trust Management Ltd. (in its capacity as the manager of Mapletree Logistics Trust (“**MLT**”, and the manager of MLT, the “**Manager**”)) for information purposes only and should not be used for any other purposes. The content of this presentation has not been reviewed by any regulatory authority. The information and opinions in this presentation provided as at the date of this presentation (unless stated otherwise) are subject to change without notice. The accuracy of such information and opinions are not guaranteed and this presentation may not contain all material information concerning MLT. None of the Manager, MLT nor any of their respective affiliates, advisors and representatives or any of their respective holding companies, subsidiaries, affiliates, associated undertakings or controlling persons, or any of their respective directors, officers, partners, employees, agents, representatives, advisers (including any global co-ordinator and bookrunner in respect of any equity fund raising that may be undertaken by the Manager) or legal advisers make any representation or warranty, express or implied and whether as to the past or the future regarding, and none of them assumes any responsibility or liability whatsoever (in negligence or otherwise) for, the fairness, accuracy, completeness or correctness of, or any errors or omissions in, any information contained herein or as to the reasonableness of any assumption contained herein or therein, or for any loss howsoever arising whether directly or indirectly from any use, reliance or distribution of these materials or its contents or otherwise arising in connection with this presentation. Further, nothing in this presentation should be construed as constituting legal, business, tax or financial advice. None of Mapletree Investments Pte Ltd (the “**Sponsor**”), MLT, the Manager, HSBC Institutional Trust Services (Singapore) Limited (as the trustee of MLT) or any of their respective subsidiaries, affiliates, advisors, agents or representatives have independently verified, approved or endorsed the material herein.

The value of the units in MLT (“**Units**”) and the income derived from them may fall as well as rise. Units are not obligations of, deposits in, or guaranteed by, the Manager or any of its affiliates. An investment in Units is subject to investment risks, including the possible loss of the principal amount invested. Investors have no right to request the Manager to redeem their Units while the Units are listed. It is intended that Unitholders may only deal in their Units through trading on the Singapore Exchange Securities Trading Limited (the “**SGX-ST**”). Listing of the Units on the SGX-ST does not guarantee a liquid market for the Units.

This presentation may contain forward-looking statements that involve assumptions, risks and uncertainties. Such forward-looking statements are based on certain assumptions and expectations of future events regarding MLT’s present and future business strategies and the environment in which MLT will operate, and must be read together with those assumptions. The Manager does not guarantee that these assumptions and expectations are accurate or will be realised. Actual future performance, outcomes and results may differ materially from those expressed in forward-looking statements as a result of a number of risks, uncertainties and assumptions. Although the Manager believes that such forward-looking statements are based on reasonable assumptions, it gives no assurance that such expectations will be met. Representative examples of these risks, uncertainties and assumptions include (without limitation) general industry and economic conditions, interest rate trends, cost of capital and capital availability, competition from similar developments, shifts in expected levels of property rental income, changes in operating expenses including employee wages, benefits and training, governmental and public policy changes and the continued availability of financing in the amounts and the terms necessary to support future business. The past performance of MLT and the Manager is not necessarily indicative of their future performance. The forecast financial performance of MLT (if any) is not guaranteed. You are cautioned not to place undue reliance on these forward-looking statements, which are based on the Manager’s current view of future events. No assurance can be given that the future events will occur or that projections will be achieved. The Manager does not assume any responsibility to amend, modify or revise any forward-looking statements, on the basis of any subsequent developments, information or events, or otherwise. You should conduct your own independent analysis of the Sponsor, the Manager and MLT, including consulting your own independent legal, business, tax and financial advisers and other advisers in order to make an independent determination of the suitability, merits and consequences of investment in MLT.

This presentation is for information only and does not constitute or form part of an offer, solicitation, recommendation or invitation for the sale or purchase of any securities of MLT in Singapore or any other jurisdiction nor should it or any part of it form the basis of or be relied upon in connection with any investment decision, contract or commitment whatsoever. You agree that you will not rely on any representation or warranty implied herein or the information contained herein in any action or decision you may take or make. This presentation is being provided to you for the purpose of providing information in relation to the forthcoming transaction by MLT. This presentation is not being distributed by, nor has it been approved for the purposes of section 21 of the Financial Services and Markets Act 2000 (“**FSMA**”) by, a person authorised under FSMA. This presentation is being communicated only to persons in the United Kingdom who are (i) authorised firms under the FSMA and certain other investment professionals falling within article 19 of the FSMA (Financial Promotion) Order 2005 (the “**FPO**”) and directors, officers and employees acting for such entities in relation to investment; or (ii) high value entities falling within article 49 of the FPO and directors, officers and employees acting for such entities in relation to investment; (iii) persons to whom it may otherwise lawfully be communicated.

The securities of MLT have not been and will not be registered under the United States Securities Act of 1933, as amended (the “**Securities Act**”) or under the securities laws of any state or other jurisdiction of the United States, and may not be offered or sold within the United States except pursuant to an exemption from, or in a transaction not subject to, the registration requirements of the Securities Act and in compliance with any applicable state securities laws. The Manager does not intend to conduct a public offering of any securities of MLT in the United States.

Neither this presentation nor any part thereof may be (a) used or relied upon by any other party or for any purpose, (b) copied, photocopied, duplicated or otherwise reproduced in any form or by any means, or (c) forwarded, published, redistributed, passed on or otherwise disseminated or quoted, directly or indirectly, to any person either in your organisation or elsewhere. By attending this presentation, you agree to be bound by the terms above.

These materials contain a summary only and do not purport to contain all of the information that may be required to evaluate any potential transaction mentioned in this presentation, including the acquisition by MLT of (a) the remaining 50.0% interest in 15 properties and a 100.0% interest in seven properties in PRC through the acquisition of property holding companies, (b) the Malaysia Property and (c) a 100.0% interest in one property in Vietnam through the acquisition of a property holding company, as interested person transactions. This presentation is for information purposes only and does not constitute or form part of an offer, solicitation, recommendation or invitation for the sale or purchase of any securities of MLT in Singapore or any other jurisdiction. No part of it nor the fact of its presentation shall form the basis of or be relied upon in connection with any investment decision, contract or commitment whatsoever.

For terms not defined herein, please refer to the announcement titled “The proposed acquisitions of (a) the remaining 50.0% interest in 15 properties and a 100.0% interest in seven properties in PRC through the acquisition of property holding companies, (b) the Malaysia Property and (c) a 100.0% interest in one property in Vietnam through the acquisition of a property holding company, as interested person transactions” dated 19 October 2020. Any discrepancies in the tables, graphs and charts included herein between the listed amounts and totals thereof are due to rounding.

Transaction Summary

Proposed Transaction

- The proposed Acquisitions of:
 - The remaining 50.0% interest in 15 properties (“**Partially Owned PRC Properties**”) and a 100.0% interest in 7 properties in PRC (“**New PRC Properties**”) through the acquisition of property holding companies, at approximately RMB4,477.1 million (S\$905.7 million) (the “**PRC Acquisitions**”)
 - The Malaysia Property¹ at approximately MYR402.5 million (S\$131.7 million) (the “**Malaysia Acquisition**”)
 - A 100.0% interest in one property in Vietnam (“**Vietnam Property**”) through the acquisition of a property holding company, at approximately USD22.2 million (S\$30.1 million) (the “**Vietnam Acquisition**”)
- Aggregate acquisition cost of approximately S\$1,090.2 million (the “**Total Acquisition Cost**”) comprises:
 - the PRC Acquisition Price of approximately RMB4,477.1 million (S\$905.7 million), which comprises (a) the PRC Aggregate Share Consideration which will be paid in cash; (b) the PRC Shareholders’ Loans, which will be satisfied partly in cash and partly via the issue of Consideration Units; and (c) the PRC Bank Loans;
 - the Malaysia Acquisition Price of approximately MYR402.5 million (S\$131.7 million) which will be paid in cash;
 - the Vietnam Acquisition Price of approximately USD22.2 million (S\$30.1 million) which will be paid in cash;
 - the acquisition fee payable in Units to the Manager for the Acquisitions (the “**Acquisition Fee**”) which is estimated to be approximately S\$5.3 million (representing 0.5% of the Total Acquisition Price); and
 - the estimated professional and other fees and expenses of approximately S\$17.5 million incurred or to be incurred by MLT in connection with the Acquisitions and the Equity Fund Raising (as defined herein)

Independent Valuation

- PRC Properties by Cushman & Wakefield International Property Advisers (Shanghai) Co., Ltd and Knight Frank Petty Limited: RMB6,738.1 million (approximately S\$1,363.0 million) and RMB6,671.0 million (approximately S\$1,349.4 million) respectively²
- Malaysia Property by Knight Frank Malaysia Sdn Bhd and First Pacific Valuers Property Consultants Sdn Bhd: MYR405.0 million (approximately S\$132.5 million) and MYR409.0 million (approximately S\$133.8 million) respectively
- Vietnam Property by CBRE (Vietnam) Co., Ltd and Colliers International Vietnam: USD22.0 million (approximately S\$29.9 million) and USD22.1 million (approximately S\$30.0 million) respectively

Aggregate Agreed Property Value

- The aggregate Agreed Property Value of S\$1,498.9 million³ is at a discount of approximately 1.7% and 0.9% to the aggregate valuation of S\$1,525.5 million and S\$1,513.2 million by the Independent Valuers appointed by the Trustee and the Manager respectively

All information is as at Latest Practicable Date (9 October 2020) unless otherwise stated. Based on the illustrative exchange rate of S\$1.00 = RMB4.94, S\$1.00 = MYR3.06, and S\$1.00 = USD0.74.

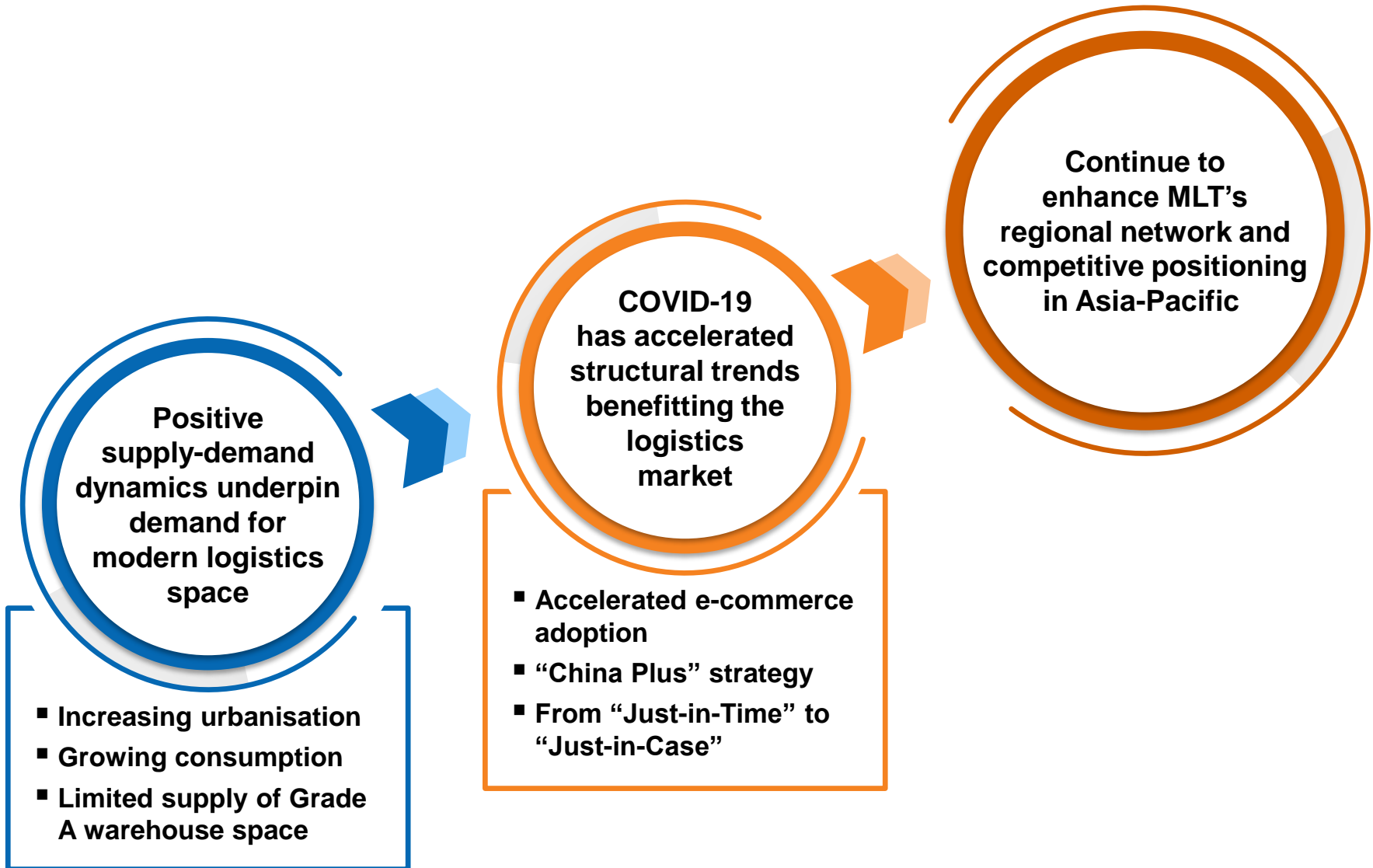
1) Please refer to paragraph 1 (ii) of MLT’s announcement dated 19 October 2020 (the “**Acquisition Announcement**”) for further details of the Malaysia Property.

2) Reflects 100.0% interest in the Partially Owned PRC Properties and New PRC Properties.

3) Reflects 100.0% interest in the Partially Owned PRC Properties, New PRC Properties, Malaysia Property and Vietnam Property.

Continuing MLT's Strategy for Network Connectivity

Fortifying MLT's Position as a Leading Provider of Quality Logistics Real Estate in Asia-Pacific



Overview of the Properties¹

Aggregate Agreed
Property Value

S\$1,040.0 million²

Implied Net Property
Income (“NPI”) Yield

~5.2%³

Net Lettable Area
 (“NLA”)

1,223,660 sq m⁴

Committed
Occupancy

94.7%

Weighted Average
Lease Expiry (“WALE”)

2.3 years⁵

China

Acquiring remaining 50% stake

- 1 Mapletree Wuxi
- 2 Mapletree Hangzhou
- 3 Mapletree Nantong
- 4 Mapletree Changshu
- 5 Mapletree Changsha
- 6 Mapletree Wuhan
- 7 Mapletree Xi’an
- 8 Mapletree Tianjin
- 9 Mapletree Jiaxing
- 10 Mapletree Nanchang
- 11 Mapletree Zhenjiang
- 12 Mapletree Chengdu
- 13 Mapletree Shenyang
- 14 Mapletree Jinan
- 15 Mapletree Changsha 2

Acquiring 100% stake

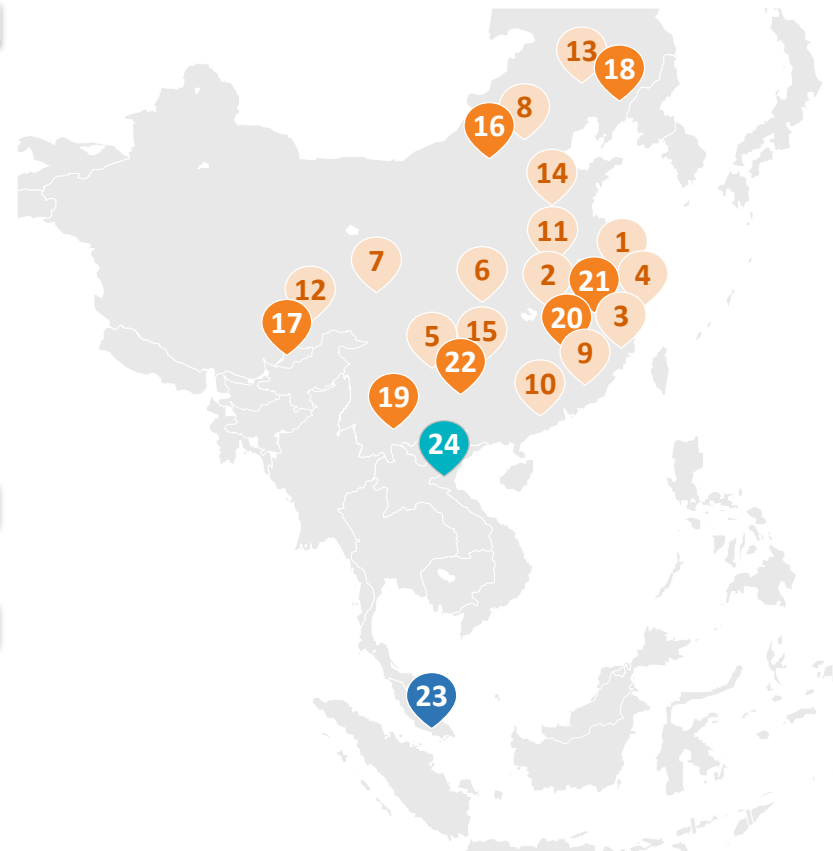
- 16 Mapletree Tianjin 2
- 17 Mapletree Chengdu 2
- 18 Mapletree Qingdao
- 19 Mapletree Guiyang
- 20 Mapletree Nantong 2
- 21 Mapletree Ningbo
- 22 Mapletree Changsha 3

Malaysia

- 23 Mapletree PTP

Vietnam

- 24 Mapletree Bac Ninh 3



All information is as at Latest Practicable Date unless otherwise stated.

- 1) “Properties” refers to the Partially Owned PRC Properties, New PRC Properties, the Malaysia Property and the Vietnam Property.
- 2) Reflects 50.0% interest in the Partially Owned PRC Properties, and 100.0% interest in the New PRC Properties, Malaysia Property and Vietnam Property. Had it been 100.0% interest for all Properties, the aggregate Agreed Property Value will be S\$1,498.9 million.
- 3) Based on the aggregate Agreed Property Value of S\$1,040.0 million.
- 4) Reflects the proportionate NLA of 50.0% interest in the Partially Owned PRC Properties, and 100.0% interest in the New PRC Properties, Malaysia Property and Vietnam Property.
- 5) Weighted average by proportionate leased NLA.

Overview of the Properties (Cont'd)

				Total
No. of Properties	22 ¹	1	1	24 ¹
NLA	1,043,992 sq m ²	131,986 sq m	47,682 sq m	1,223,660 sq m ²
Committed Occupancy	94.5%	95.0%	100.0%	94.7%
WALE	2.1 years ³	4.2 years	2.6 years	2.3 years ³
Agreed Property Value	S\$878.6 million ¹	S\$131.7 million	S\$29.7 million	S\$1,040.0 million ⁴

All information is as at Latest Practicable Date unless otherwise stated.

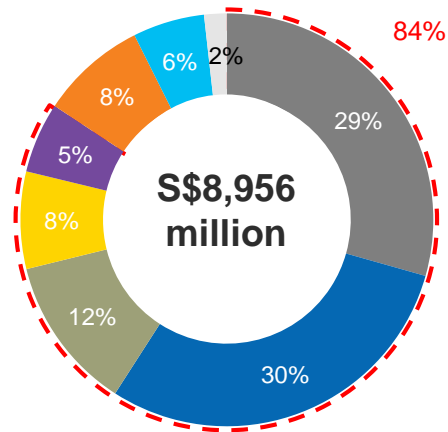
- 1) Includes the acquisition of 50.0% interest in the Partially Owned PRC Properties and the acquisition of 100.0% interest in the New PRC Properties.
- 2) Reflects the proportionate NLA of 50.0% interest in the Partially Owned PRC Properties and 100.0% interest in the New PRC Properties.
- 3) Weighted average by proportionate leased NLA.
- 4) Reflects 50.0% interest in the Partially Owned PRC Properties, and 100.0% interest in the New PRC Properties, Malaysia Property and Vietnam Property. Had it been 100.0% interest for all Properties, the aggregate Agreed Property Value will be S\$1,498.9 million.

Augmenting Growth with Stability

Post-Acquisitions, Developed Markets Continue to Account for the Majority of MLT's Portfolio

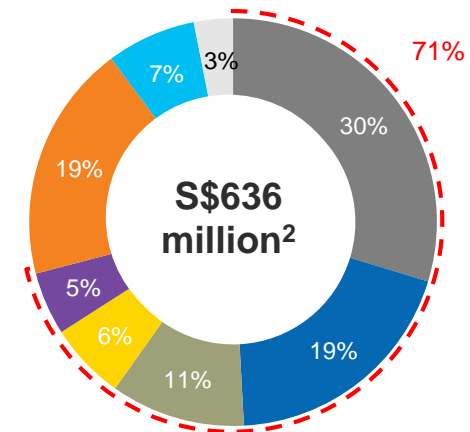
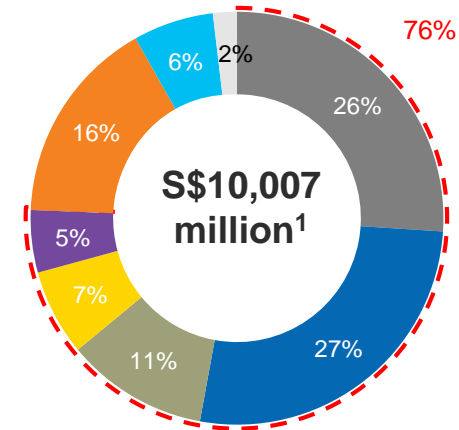
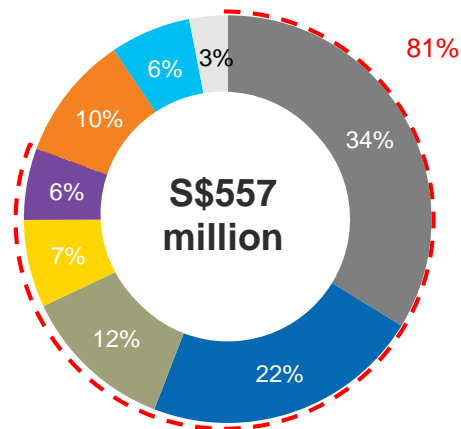
Existing Portfolio

Assets under Management
(as at 30 Sep 2020)



Enlarged Portfolio

Gross Revenue
by Geography



Singapore
 Hong Kong SAR
 Japan
 Australia
 South Korea
 China
 Malaysia
 Vietnam
 Developed Markets

Source: Company information.

- 1) Based on the aggregate Agreed Property Value of the Properties, which includes the acquisition of the remaining 50.0% interest in the Partially Owned PRC Properties and any capitalised costs.
- 2) Based on MLT's annualised consolidated accounts for the half year ended 30 September 2020 and the Properties' committed occupancy as at Latest Practicable Date.



Key Acquisition Rationale

Key Acquisition Rationale

1

***Exploit the Positive Demand-Supply Dynamics
in China, Malaysia and Vietnam***

2

***Strengthen MLT's Network Connectivity across
Key Logistics Nodes***

3

***Modern Grade A Logistics Facilities with a
Strong and Diversified Tenant Base***

4

Attractive Value Proposition

Key Acquisition Rationale

1

***Exploit the Positive Demand-Supply Dynamics
in China, Malaysia and Vietnam***

2

***Strengthen MLT's Network Connectivity across
Key Logistics Nodes***

3

***Modern Grade A Logistics Facilities with a
Strong and Diversified Tenant Base***

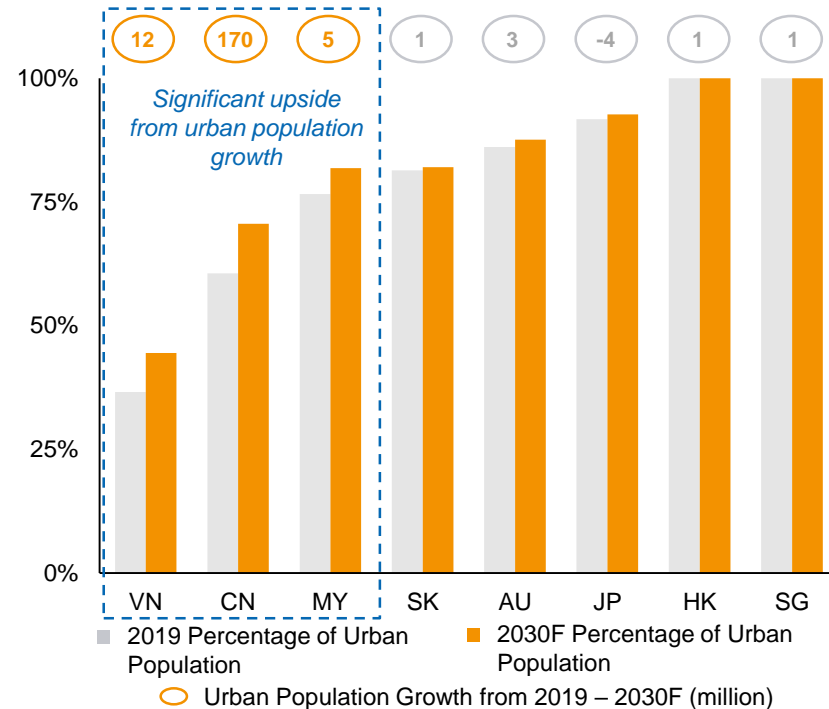
4

Attractive Value Proposition

1A Fast Growing Domestic Markets Supported by Resilient Economic Fundamentals

Increasing Urbanisation with Significant Growth Potential

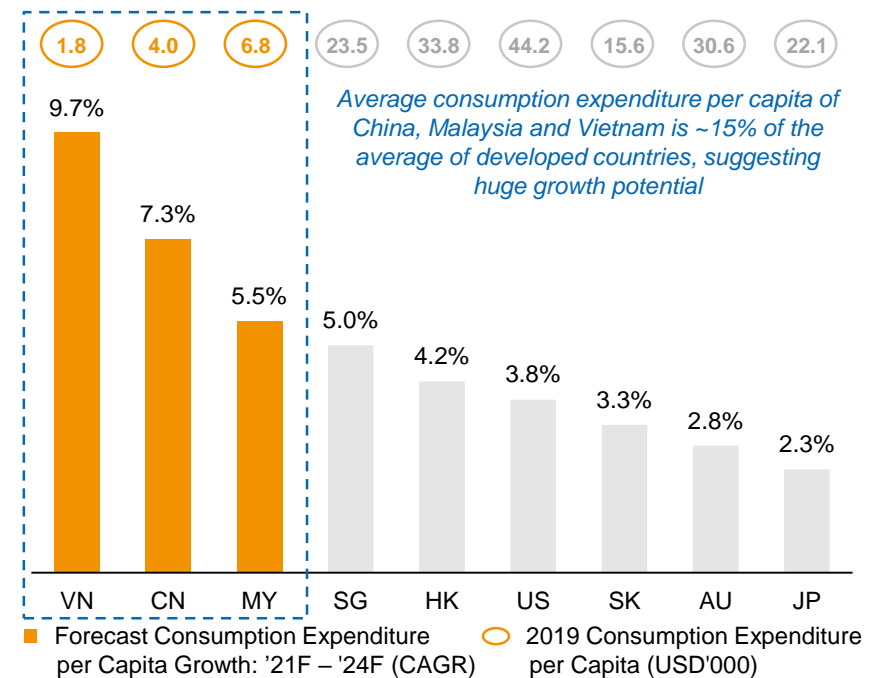
Urban Population Growth and Percentage of Urban Population (million, %)



Source: Independent Market Research Consultants.

Robust Consumption Growth

Consumption Expenditure per Capita and Growth Rate (USD'000, %)



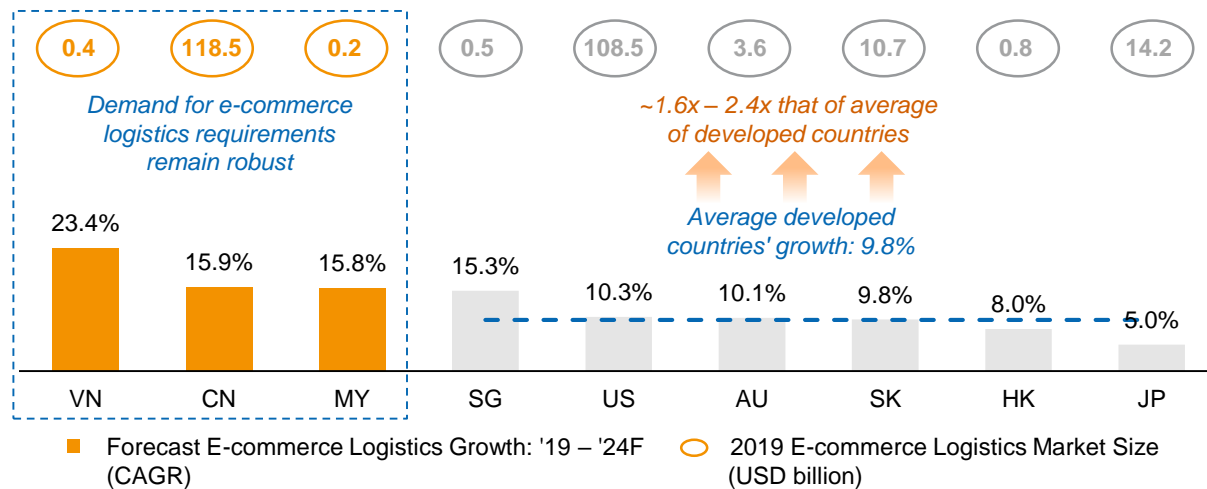
Source: Independent Market Research Consultants.

- Despite the COVID-19 pandemic, Vietnam, China and Malaysia remain resilient with real GDP per capita projected to grow at 6.2%, 5.1% and 3.1% respectively, from 2021 to 2024 → up to 3.4x that of the average growth rates of developed markets
- Urban populations in Vietnam, China and Malaysia are projected to exhibit strong growth of 32%, 20% and 21% respectively, between 2019 and 2030
- Increasing urbanisation and a growing middle class support rising consumption levels → higher demand for modern logistics space

1B Accelerated E-commerce Adoption

Fast Growing E-commerce Logistics Markets

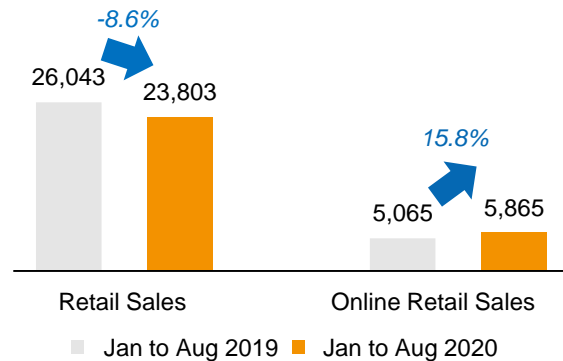
E-commerce Logistics Market Size and Growth (USD billion, %)



Source: Independent Market Research Consultants.

China Online Retail Sales Up 15.8% Y-o-Y for Jan to Aug 2020

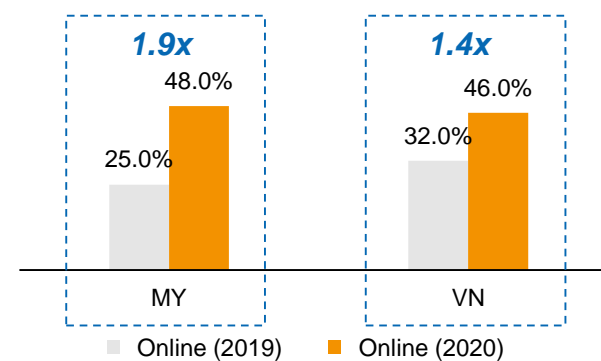
Retail Sales and Online Retail Sales in China (RMB billion)



Source: Independent Market Research Consultants.

Higher Online Shopping Adoption in Malaysia and Vietnam

Adoption of Online Shopping Channel in Malaysia and Vietnam (% of survey responses)



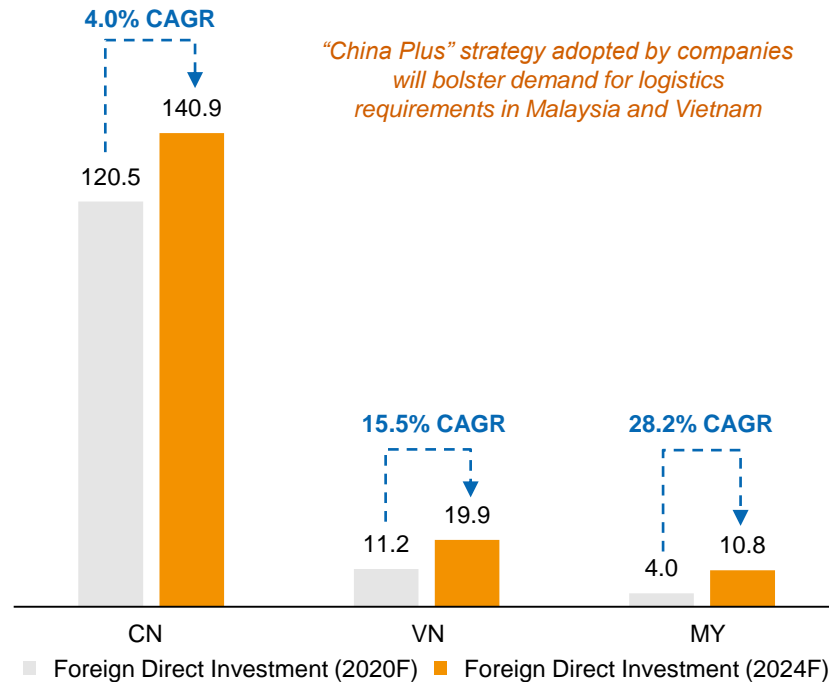
Source: Independent Market Research Consultants.

- COVID-19 pandemic has materially accelerated a shift to online consumption
- China online retail sales grew 15.8% during Jan to Aug 2020, outperforming the 8.6% decline in overall retail sales, to account for a higher 24.6% share of overall retail sales
- Malaysia and Vietnam adoption of online as a shopping channel is 1.9x and 1.4x that of 2019 respectively
- E-commerce logistics market size of Vietnam, China and Malaysia are expected to grow ~1.6x – 2.4x that of average of developed countries
- E-commerce tenants favour modern Grade A logistics facilities

1C Emphasis on Supply Chain Resiliency Translates to Growing Demand for Logistics Facilities

“China Plus” Strategy to benefit Malaysia and Vietnam

Foreign Direct Investment and Growth (USD billion, %)



Source: Independent Market Research Consultants.

- Companies are adopting “in China for China” strategy to serve the local market while adding incremental capacity elsewhere
- Malaysia and Vietnam projected to benefit from strong FDI growth, with positive knock-on effects on consumption and demand for logistics space

Moving from “Just-in-Time” to “Just-in-Case”



Inventory of retailers is expected to **increase by 10% to 15%** to serve as safety stock in the event of supply chain disruptions



Businesses and governments are now increasingly aware of the importance to **balance supply chain efficiency and costs**



Supply chain resilience is becoming a **key priority in addition to efficiency** especially for businesses operating in critical sectors

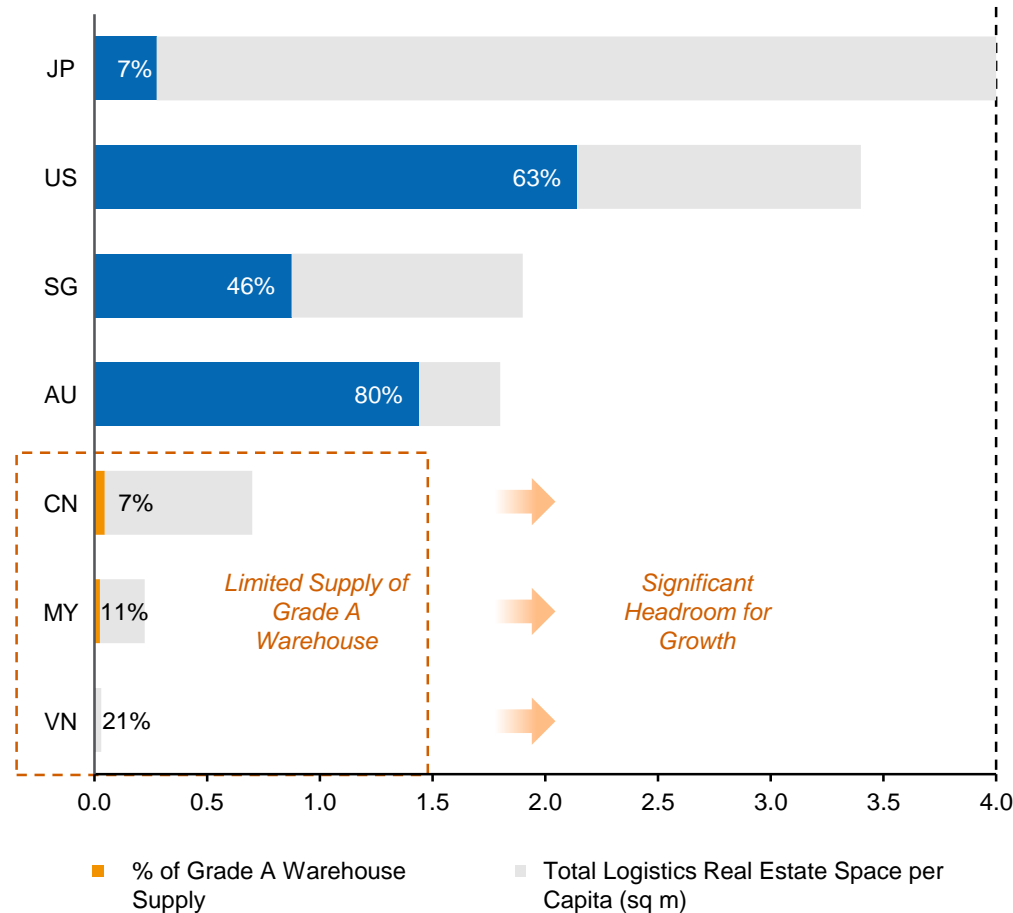


Businesses are softening their lean-inventory strategies and carrying more inventory as safety stock → **more logistics space**

1D Limited Supply of Grade A Warehouse Space Presents Opportunity for MLT to Fill the Market Gap

Logistics Real Estate Space per Capita and Grade A Warehouse Supply as % of Total Stock

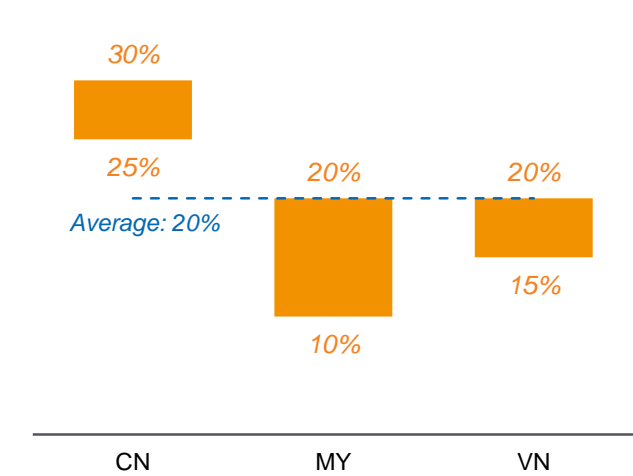
(sq m, %)



Source: Independent Market Research Consultants.

Average Rent Premium for Grade A vs. Traditional Warehouses

(%)



Source: Independent Market Research Consultants.

- Limited supply of Grade A warehouse space across China, Malaysia and Vietnam
- Low logistics space per capita vs countries like Japan and the US suggests significant headroom for growth
- Grade A warehouse space commands sizeable rent premium over traditional warehouses

Key Acquisition Rationale

1

*Exploit the Positive Demand-Supply Dynamics
in China, Malaysia and Vietnam*

2

*Strengthen MLT's Network Connectivity across
Key Logistics Nodes*

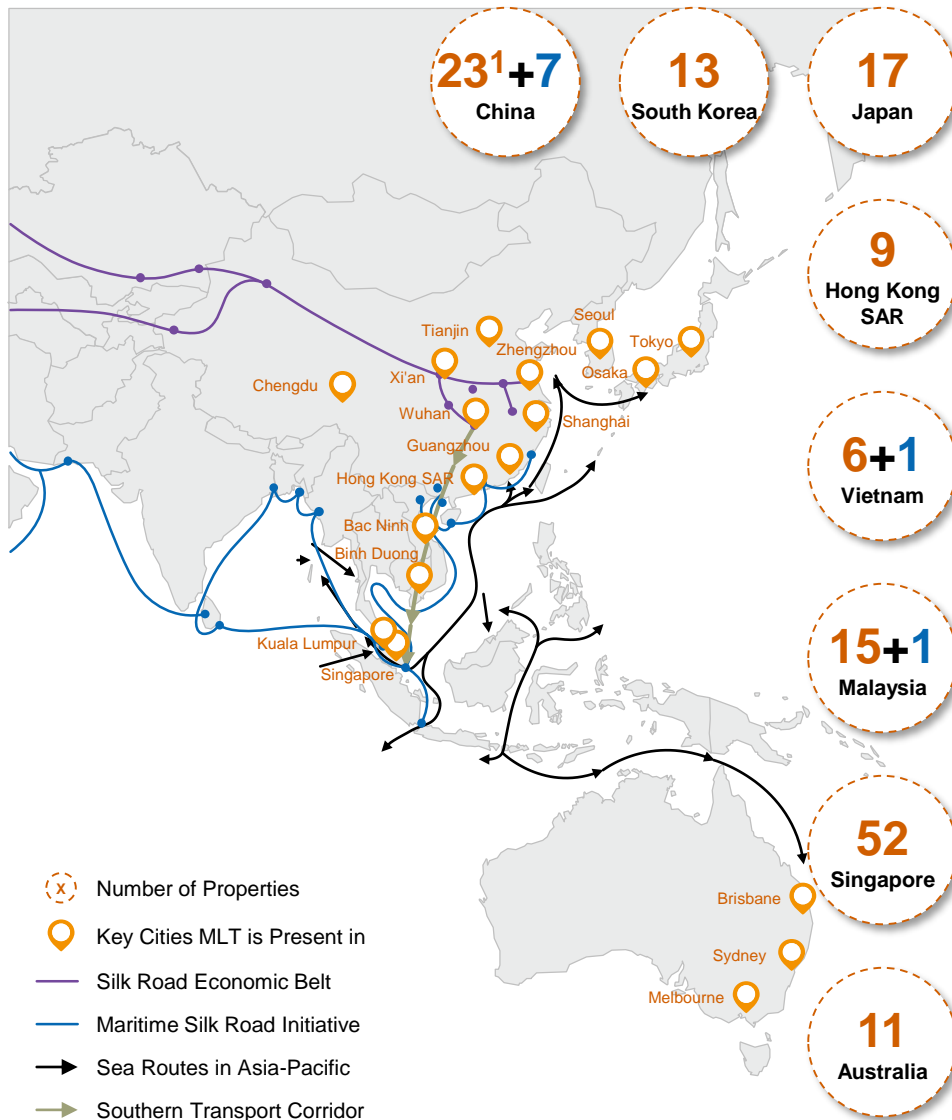
3

*Modern Grade A Logistics Facilities with a
Strong and Diversified Tenant Base*

4

Attractive Value Proposition

2A Enlarged Network Strengthens MLT's Competitive Positioning in Asia-Pacific



Key Highlights



Extensive network covering **51** cities in **8** geographic markets



Access to an aggregate population base of **>150** million people



42% of gross revenue accounted for by multi-location tenants

- MLT's properties are located predominantly in key gateway cities or logistics hubs with direct access to large catchments of growing consumption markets
- Extensive network of logistics facilities offers customers a variety of leasing options → enhances MLT's competitive advantage
- Growing network effect: multi-location tenants account for 42% of gross revenue, up from 25% in 2015

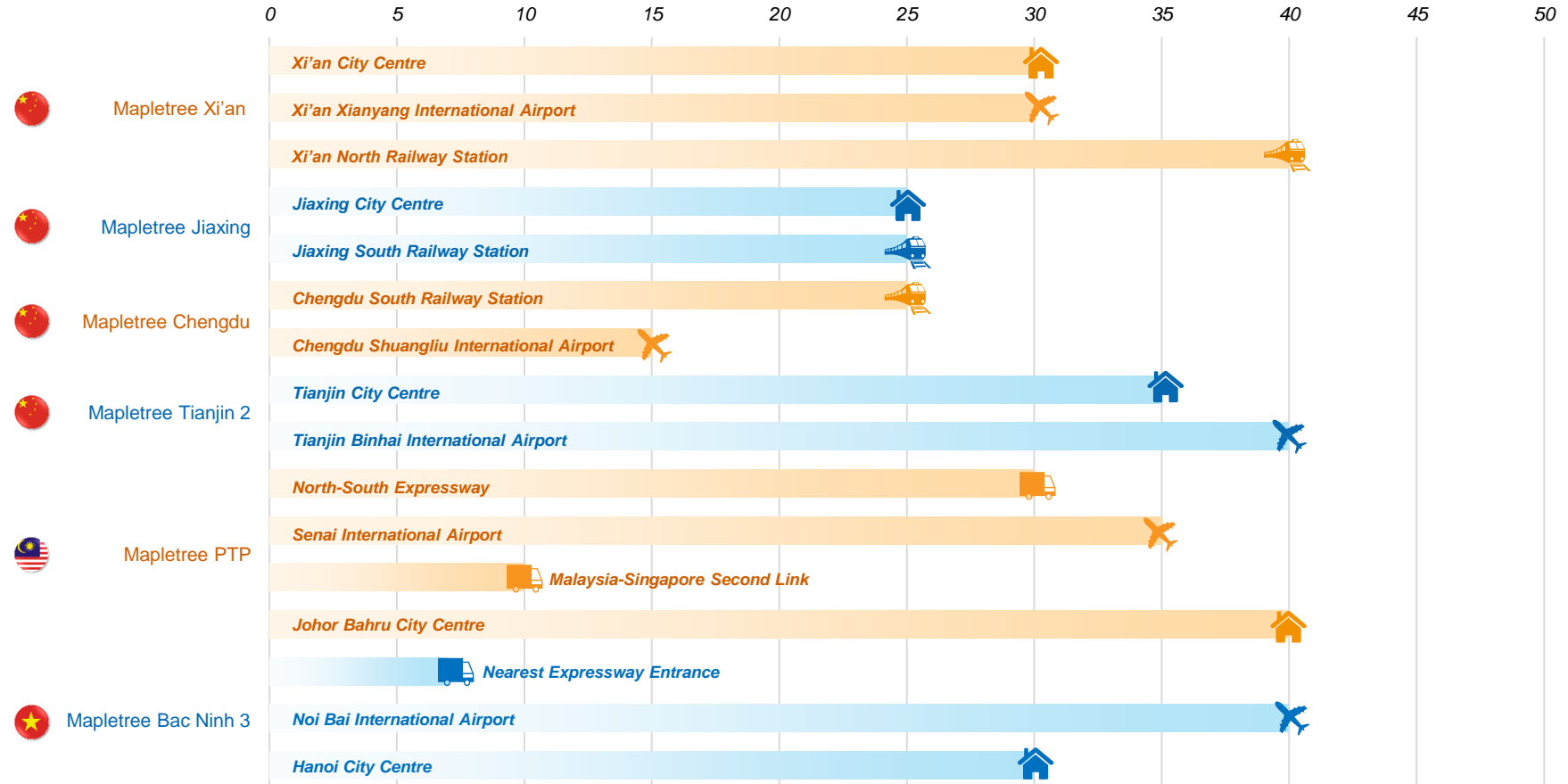
Source: Company information.

1) Including the Partially Owned PRC Properties which are currently held under a joint venture with MIPL, where the remaining 50.0% stake in these properties will be acquired as part of the Acquisitions.

2B

Excellent Connectivity to Transport Infrastructure and Key Population Catchments

Estimated Travel Time from Select Properties by Road (Minutes)



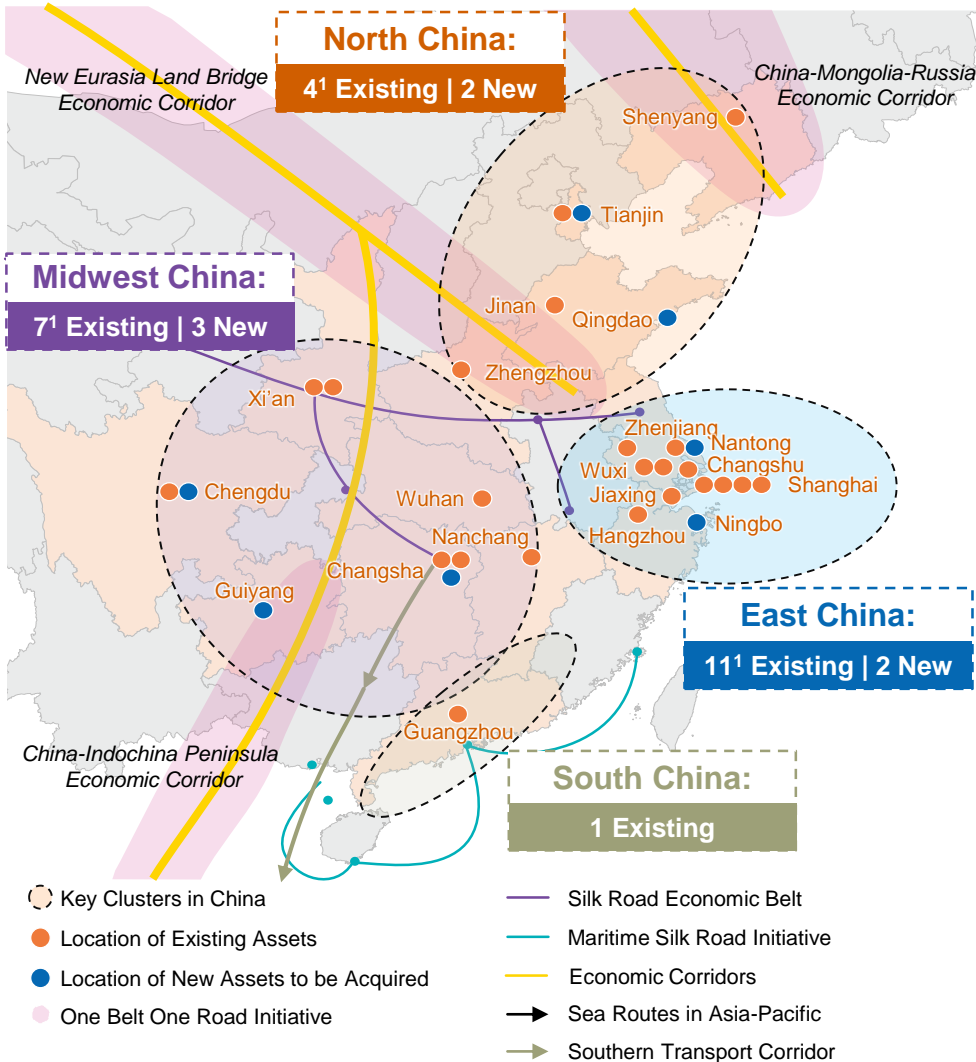
Source: Independent Market Research Consultants.

- Properties are strategically located within major logistics clusters with excellent connectivity to key transport infrastructure
- Majority are located near key population catchments → important for tenants in e-commerce businesses

2C Deepen and Expand Coverage across Key Cities of China with Strong Consumer Markets

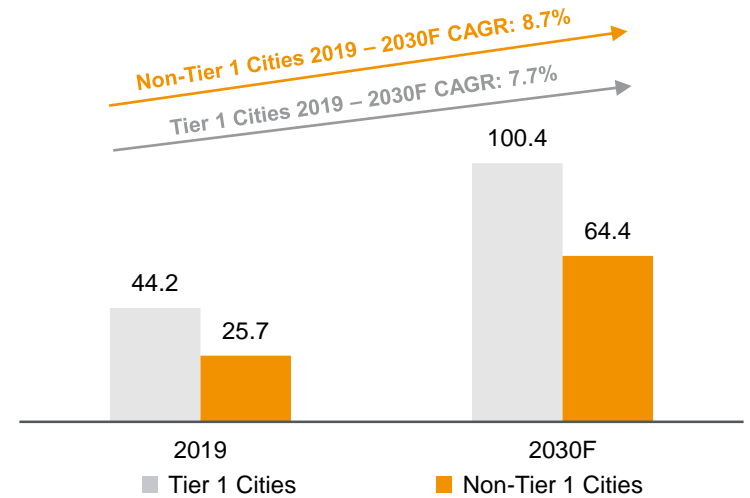
Growing Network Effect

Extensive network of 30 assets covering 20 cities in China



Narrowing Gap in Urban Consumption Expenditure per Capita Between Tier 1 and Non-Tier 1 Cities

Urban Consumption Expenditure per Capita in China (RMB'000)



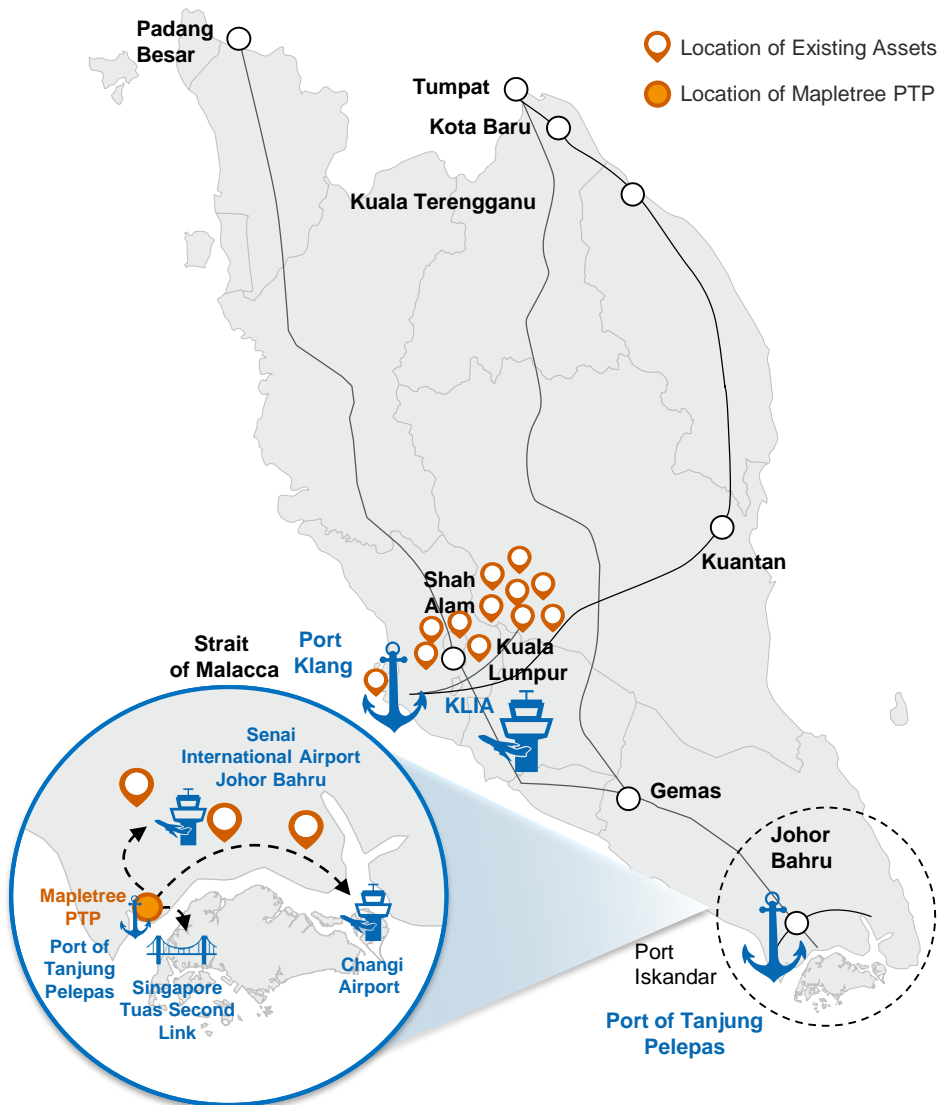
Source: Independent Market Research Consultants.

- Add 3 new cities – Qingdao, Ningbo and Guiyang – to MLT’s existing network in China
- Strengthen MLT’s ability to offer customers warehouse space in multiple cities to cater to their expansion plans
- 58% of tenants in the PRC Properties are involved in e-commerce/e-fulfilment
- Capitalise on the growing demand for logistics space, underpinned by rising urban consumption expenditure and large consumer markets

Source: Company information.

1) Includes Partially Owned PRC Properties, of which six PRC Properties in Midwest China, four PRC Properties in North China and five PRC Properties in East China are currently held under a joint venture with MIPL, where the remaining 50.0% stake in these Partially Owned PRC Properties will be acquired as part of the Acquisitions.

2D Establish Presence in Malaysia's Port of Tanjung Pelepas (PTP), a Regional Distribution Hub



Source: Company information.

PTP is the third largest container port in Southeast Asia

Rank	Port	2019 Volume (TEUs)
1	Singapore	37.2 million
2	Port Klang	13.6 million
3	Port of Tanjung Pelepas	9.1 million
4	Laem Chabang, Thailand	8.1 million
5	Tanjung Priok	7.6 million

Source: Independent Market Research Consultants.

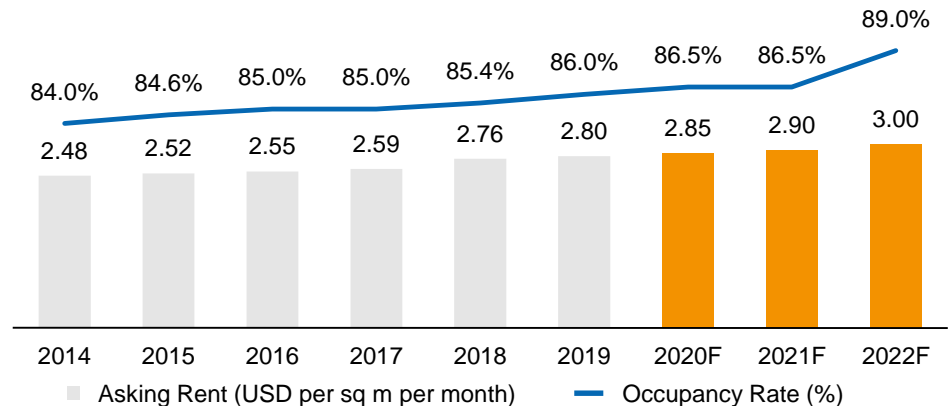
Key Attractiveness of PTP

- Located in the free trade zone of PTP, Southern Johor, and at the confluence of the main east-west shipping lines
- Strategic positioning as a regional distribution and transshipment hub as well as a distribution hub to support Malaysia and Singapore
- Proximity to Singapore with cost competitive advantage
- Excellent multi-modal linkages that provide air, sea and road connectivity for shippers, importers and exporters

2E Deepen Presence in Bac Ninh, a Thriving Logistics Hub of Vietnam



Bac Ninh Warehouse Average Rent and Occupancy Rate
(USD per sq m per month, %)



Source: Independent Market Research Consultants.

Key Attractiveness of Bac Ninh

- Bac Ninh is ranked the highest recipient of FDI in Northern Vietnam after Hanoi in 2019
- Established industrial hub with prominent electronics cluster
- Located in close proximity to Hanoi, the largest consumption market in the North
- Well-connected to key transportation infrastructure – Hanoi-Hai Phong expressway, Hai Phong Port, Noi Bai Airport
- Demand for warehouse space underpinned by strong growth in industrial activities, domestic consumption and e-commerce, coupled with an increasing lack of land supply → resilient occupancy rates and rents despite the COVID-19 pandemic

Source: Company information.

Key Acquisition Rationale

1

*Exploit the Positive Demand-Supply Dynamics
in China, Malaysia and Vietnam*

2

*Strengthen MLT's Network Connectivity across
Key Logistics Nodes*

3

***Modern Grade A Logistics Facilities with a
Strong and Diversified Tenant Base***

4

Attractive Value Proposition

3A Modern Grade A Logistics Facilities

Newly Built



Weighted Average Age¹:
2.8 years

Strong Floor Loading



2.0 – 3.0 t / sq m

Clear Height



9.0 – 10.0 m

Direct Access

Wide ramp for multi-storey warehouse to provide convenient access to every floor

Cross Dock



Facilitates Faster Throughput

Land Tenure

Weighted Average Land Tenure¹:
~43 years

Large Floor Plate



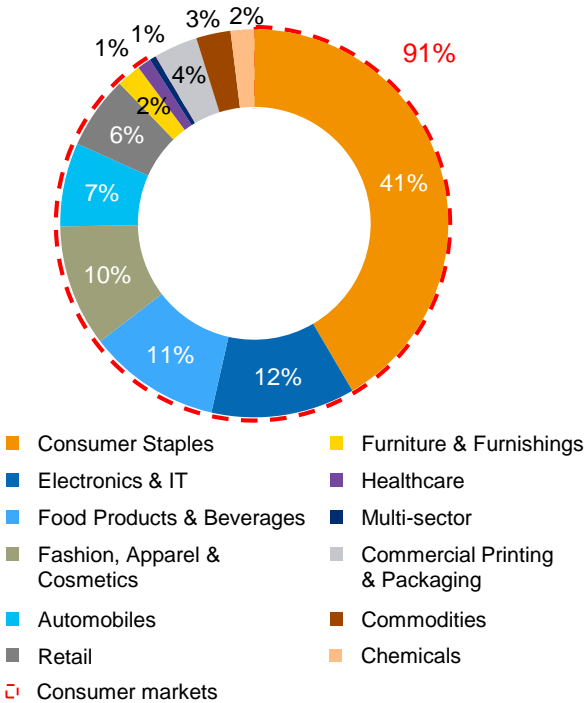
Average:
c. 18,000 sq m

Source: Company information.

1) Weighted by the NLA of individual Properties as at 30 September 2020.

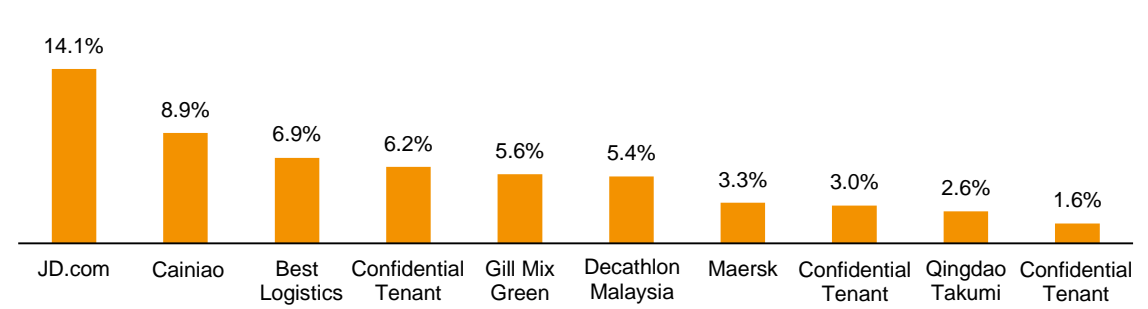
3B Strong and Diversified Tenant Base

Tenant Base By Sector¹
(By % of Gross Revenue²)

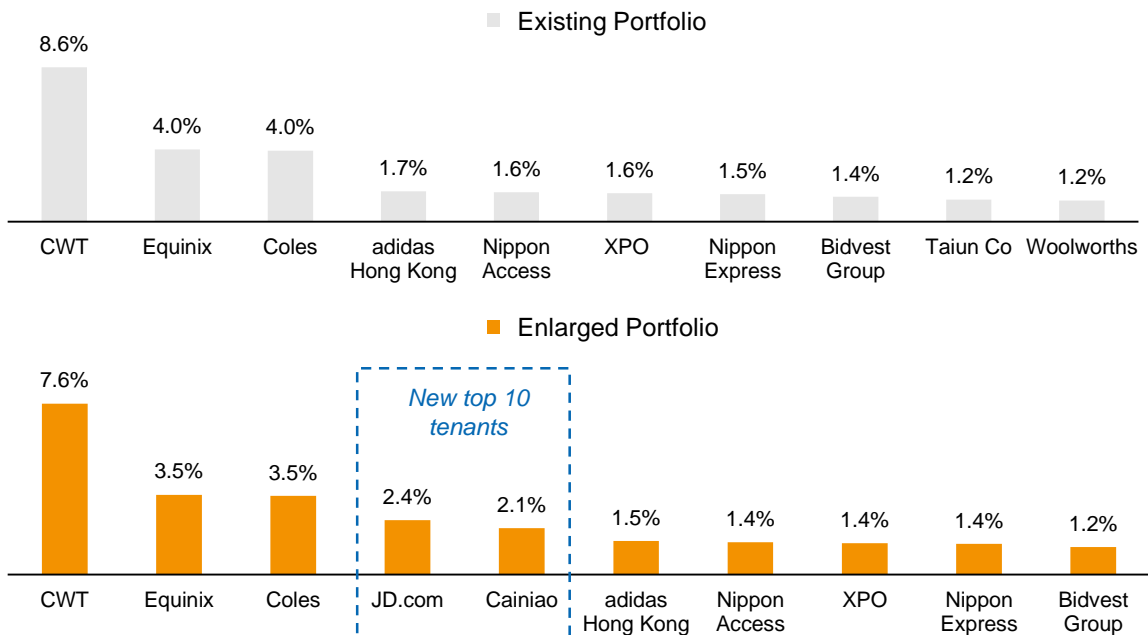


- 91% of tenant base caters to the consumer markets
- 58% are tenants involved in e-commerce/e-fulfilment
- 33% are new tenants (by GR²) → diversify tenant base and reduce concentration risks

Top 10 Tenants for the Properties³
(By % of Gross Revenue²)



Top 10 Tenants of MLT's Portfolio³
(By % of Gross Revenue²)



Source: Company information.

1) The trade sector breakdown reflects the nature of the underlying goods that are stored and handled by the respective tenants at the Properties.

2) Gross revenue for the month ending 30 September 2020.

3) Comprises all subsidiaries of companies who are tenants of MLT.

Key Acquisition Rationale

1

*Exploit the Positive Demand-Supply Dynamics
in China, Malaysia and Vietnam*

2

*Strengthen MLT's Network Connectivity across
Key Logistics Nodes*

3

*Modern Grade A Logistics Facilities with a
Strong and Diversified Tenant Base*

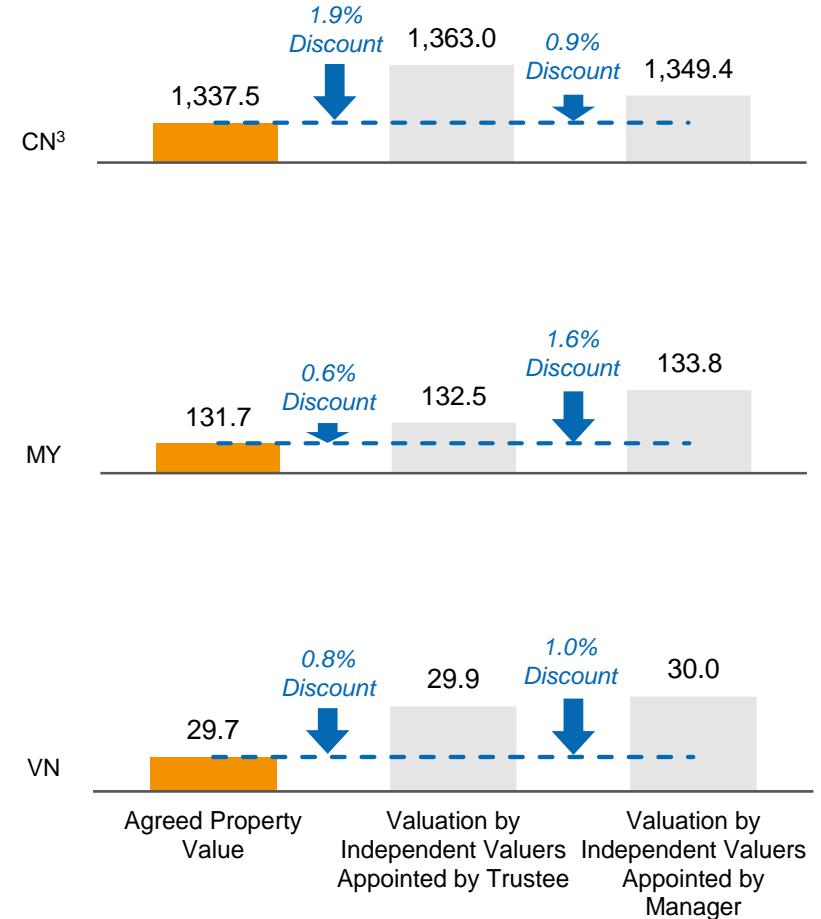
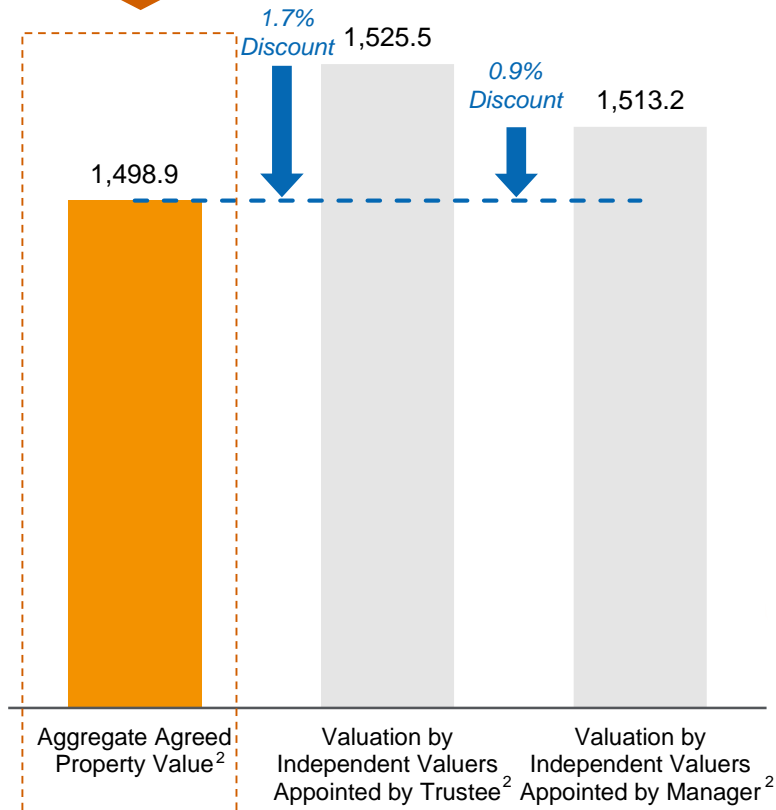
4

Attractive Value Proposition

4A Discount to Independent Valuations

Aggregate Agreed Property Value Relative to Independent Valuations¹ (SGD million)

- Based on 50.0% interest in the Partially Owned PRC Properties, the aggregate Agreed Property Value is S\$1,040.0 million



Source: Independent Valuers.

1) As at 30 September 2020.

2) Reflects the 100.0% interest in the Partially Owned PRC Properties, New PRC Properties, Malaysia Property and Vietnam Property.

3) Reflects 100.0% interest in the Partially Owned PRC Properties and the New PRC Properties.



Financing Considerations

Financing Considerations

The Acquisitions are to be funded by a combination of debt and Equity Fund Raising, which may comprise the Private Placement and/or the Preferential Offering.

	S\$ million
PRC Acquisition Price	905.7 ²
Malaysia Acquisition Price	131.7
Vietnam Acquisition Price	30.1
Total Acquisition Price	1,067.4
Acquisition Fee	5.3
Professional and Other Fees in connection with the Acquisitions and the Equity Fund Raising	17.5
Total Acquisition Cost¹	1,090.2
Less: Subsisting PRC Bank Loans	66.4
Total Acquisition Outlay	1,023.8

Acquisition Fee in Units³
S\$5.3 million

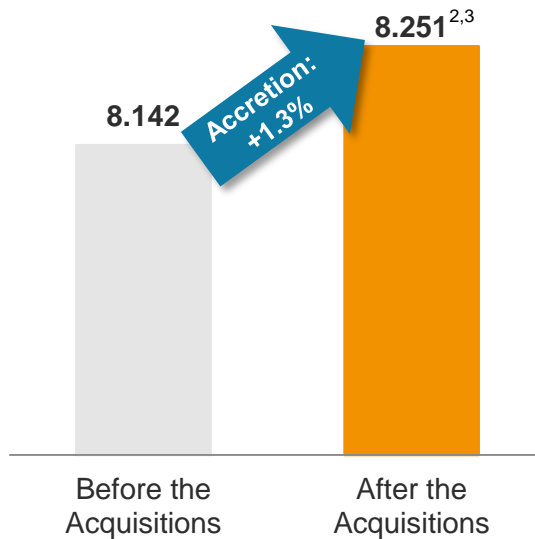


**Illustrative Sources
(Total S\$1,023.8 million)**

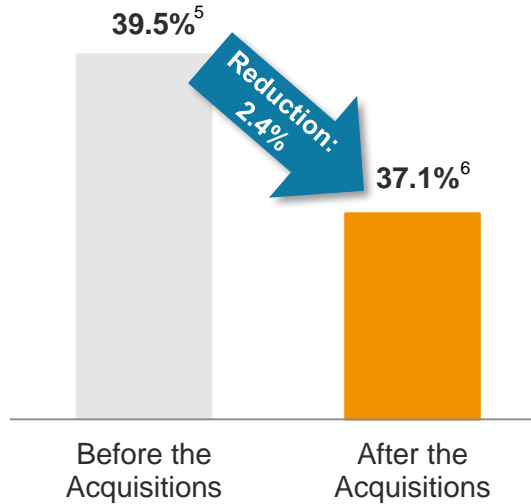
- 1) Comprising the Total Acquisition Price, the Acquisition Fee, and the estimated Professional and Other Fees in connection with the Acquisitions and the Equity Fund Raising.
- 2) The acquisition price for the PRC Acquisition is the aggregate of the PRC Aggregate Share Consideration, the value of the PRC Shareholder's Loans, and the value of the PRC Bank Loans.
- 3) Based on 0.5% of the Total Acquisition Price, payable in the form of Units at an illustrative issue price of S\$1.96 per Acquisition Fee Unit.
- 4) This assumes an illustrative issue price of S\$1.96 per Consideration Unit.
- 5) The Equity Fund Raising may comprise a private placement of New Units to institutional and other investors ("**Private Placement**") and/or a non-renounceable preferential offering of New Units to existing Unitholders on a pro rata basis ("**Preferential Offering**"). The Equity Fund Raising assumes an illustrative issue price of S\$1.96 per New Unit.
- 6) Excludes the Subsisting PRC Bank Loans of S\$66.4 million.

4B DPU, NAV per Unit Accretive Acquisitions with Reduced Leverage

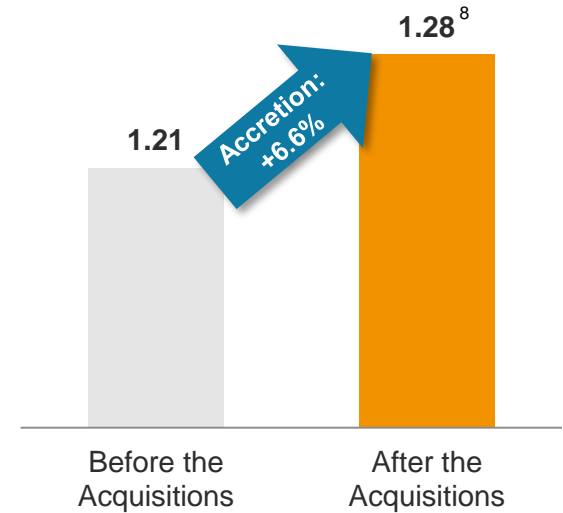
Pro Forma DPU (FY19/20)¹
(Singapore cents)



Pro Forma Aggregate Leverage⁴
(%)



Pro Forma NAV per Unit (FY19/20)⁷
(S\$)



Source: Company information.

- 1) For the financial year ended 31 March 2020.
- 2) Assuming that the Properties had a portfolio occupancy rate of 94.7% for the entire financial year ended 31 March 2020 and all leases, whether existing or committed as at the Latest Practicable Date, were in place since 1 April 2019. All tenants were paying their rents in full. In relation to the PRC Acquisitions, it includes the contribution to total return before tax arising from MLT's 100.0% indirect interest in the PRC Properties. MLT's expenses comprising borrowing costs associated with the drawdown of S\$184.9 million from the Loan Facilities and Subsisting PRC Bank Loans, the Manager's management fees, Trustee's fees and other trust expenses incurred in connection with the operation of the Properties have been deducted.
- 3) Includes (a) approximately 306.1 million New Units issued in connection with the Equity Fund Raising at an illustrative issue price of S\$1.96 per New Unit, (b) approximately 2,723,064 Acquisition Fee Units issued as payment of the Acquisition Fee payable to the Manager at an illustrative issue price of S\$1.96 per Acquisition Fee Unit, (c) approximately 153,061,224 of Consideration Units is issued at an illustrative issue price of S\$1.96 per Consideration Unit and (d) approximately 3.0 million new Units issued in aggregate as payment to (i) the Manager for the base management fee and (ii) the Property Manager as payment for the property management and lease management fees for such services rendered to the Properties for the financial quarters ended 30 June 2019, 30 September 2019 and 31 December 2019, based on the volume weighted average price for all trades on the SGX-ST in the last 10 business days of each respective financial quarter.
- 4) As at 30 September 2020.
- 5) Includes the proportionate share of borrowings and deposited property values of the joint ventures with the Sponsor.
- 6) Includes the Loan Facilities and Subsisting PRC Bank Loans.
- 7) As at 31 March 2020.
- 8) Includes (a) approximately 306.1 million New Units issued in connection with the Equity Fund Raising at an illustrative issue price of S\$1.96 per New Unit, (b) approximately 2,723,064 Acquisition Fee Units issued as payment of the Acquisition Fee payable to the Manager at an illustrative issue price of S\$1.96 per Acquisition Fee Unit, and (c) approximately 153,061,224 of Consideration Units is issued at an illustrative issue price of S\$1.96 per Consideration Unit.

MLT After the Proposed Acquisitions

Enlarged Asset Size of c.S\$10.01 billion from c.S\$8.96 billion

	Before the Acquisitions ¹	Properties ²	After the Acquisitions	% Change
NLA	5,053,139 sqm	1,223,660 sqm	6,276,799 sqm	▲ 24.2%
Assets Under Management	S\$8,956 million	S\$1,051 million ³	S\$10,007 million	▲ 11.5%
WALE⁴	4.2 years	2.3 years	3.8 years	▼ 8.2%
Number of Tenants	696	37	733	▲ 5.3%
Occupancy Rate	97.5% ⁵	94.7% ⁶	97.0%	▼ 0.5%
Aggregate Leverage (Pro forma as at 30 September 2020)	39.5% ⁷	-	37.1% ⁸	▼ 2.4%
Net Asset Value per Unit (S\$) (Pro forma as at 31 March 2020)	1.21	-	1.28 ⁹	▲ 6.6%

Source: Company information.

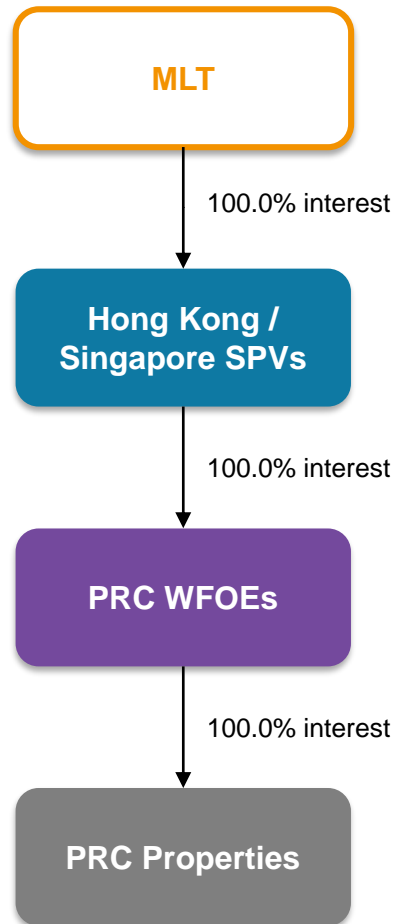
- 1) As at 30 September 2020 and taking into account MLT's 50.0% existing interest in the Partially Owned PRC Properties.
- 2) As at the Latest Practicable Date and taking into account MLT's acquisition of the remaining 50.0% interest in the Partially Owned PRC Properties.
- 3) Based on the aggregate Agreed Property Value of the Properties, which includes the acquisition of the remaining 50.0% interest in the Partially Owned PRC Properties and any capitalised costs.
- 4) Weighted average by proportionate leased NLA.
- 5) Based on actual occupancy.
- 6) Based on committed occupancy.
- 7) Includes the proportionate share of borrowings and deposited property values of the joint ventures with the Sponsor.
- 8) Includes the Loan Facilities and Subsisting PRC Bank Loans.
- 9) Includes (a) approximately 306.1 million New Units issued in connection with the Equity Fund Raising at an illustrative issue price of S\$1.96 per New Unit, (b) approximately 2,723,064 Acquisition Fee Units issued as payment of the Acquisition Fee payable to the Manager at an illustrative issue price of S\$1.96 per Acquisition Fee Unit, and (c) approximately 153,061,224 of Consideration Units issued at an illustrative issue price of S\$1.96 per Consideration Unit.

maple^{tree} logistics



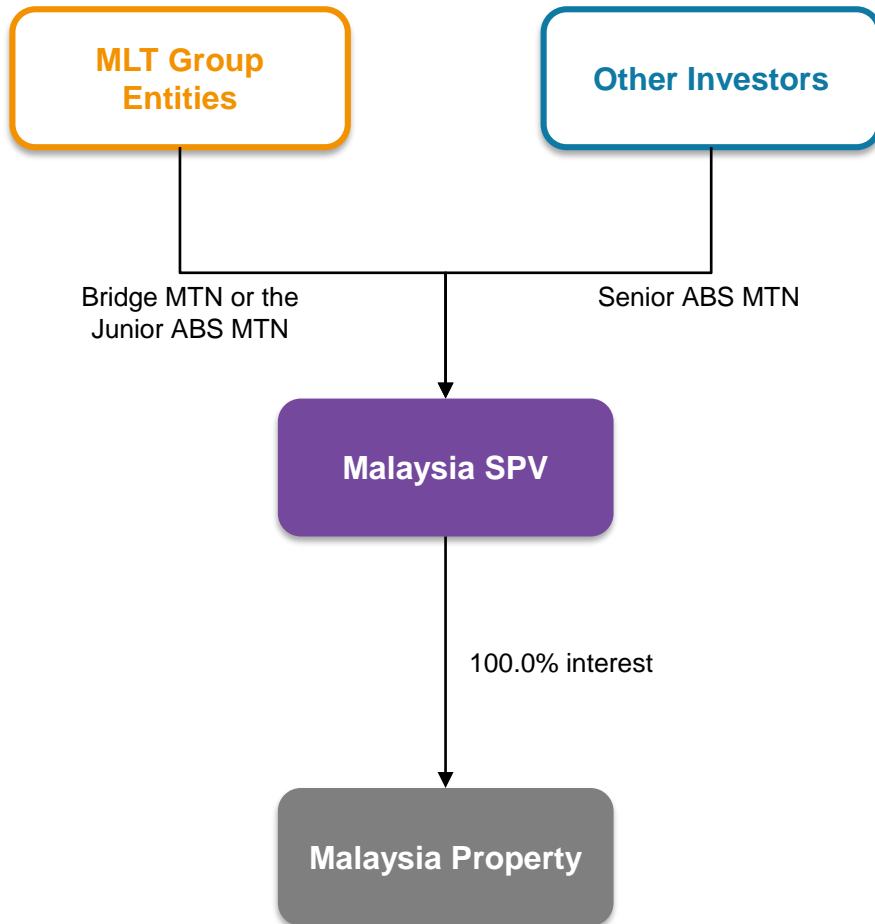
Appendix A

Structure Post-Acquisition of PRC Properties



- Pursuant to the PRC Share Purchase Agreements dated 19 October 2020, the Trustee, on behalf of MLT, will acquire the remaining 50.0% interest in each of the 15 HK (A) SPVs that hold the Partially Owned PRC Properties, and a 100.0% interest in each of the six HK (B) SPVs and the SG SPV that hold the New PRC Properties through the PRC Acquisitions.
- The PRC Acquisition Price will be the sum of the PRC Aggregate Share Consideration, the value of the PRC Shareholders' Loans and the value of the PRC Bank Loans. Out of the PRC Acquisition Price, the PRC Aggregate Share Consideration will be paid in cash to the PRC Vendors while the PRC Shareholders' Loans will be satisfied partly in cash and partly via the issue of Consideration Units to the PRC Vendors on the terms set out in the respective PRC Share Purchase Agreements.
- Following PRC Completion, MLT will own 100.0% of the ordinary shares in the issued share capital of each of the 22 PRC Property SPVs via its 100.0% interest in the HK SPVs and SG SPV.

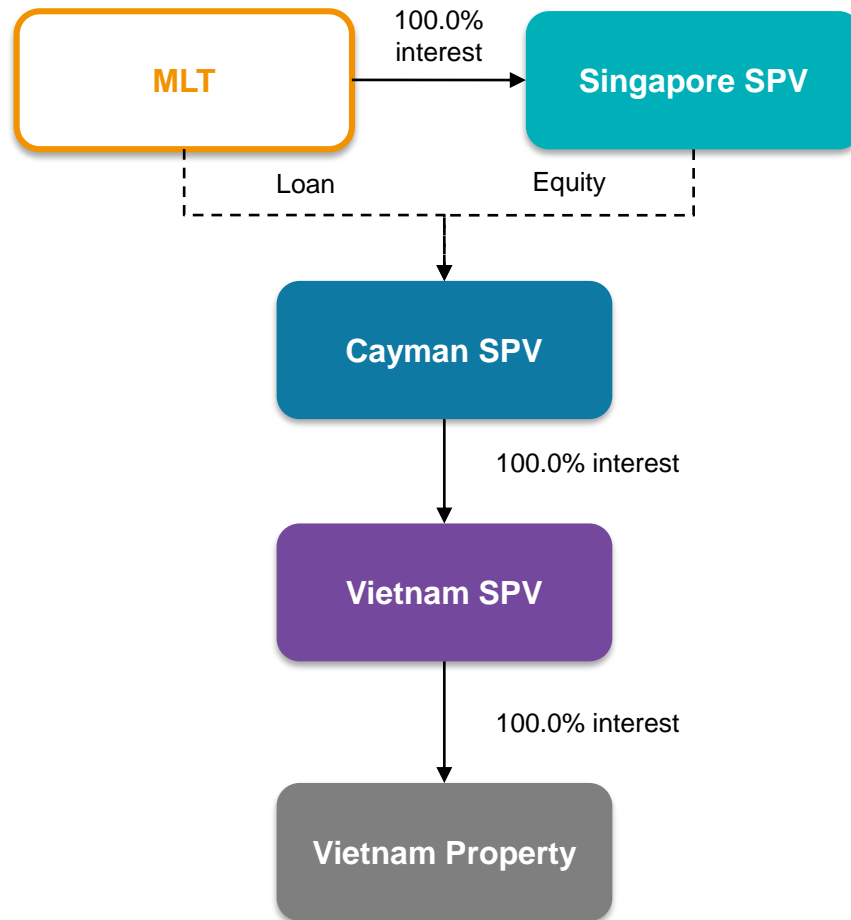
Structure Post-Acquisition of Malaysia Property



- The Malaysia Acquisition will be made via an Malaysia ABS Structure where Semangkuk 2 Berhad (the “**Malaysia SPV**”) has entered into the Malaysia Asset Purchase Agreement to acquire the Malaysia Property from the Malaysia Vendor.
- Pursuant to a 60-year, asset-backed medium-term note programme of up to MYR5.0 billion (or approximately S\$1.6 billion) (the “**MTN Programme**”), the Malaysia SPV will issue, on a “limited recourse” basis¹, either (a) the Bridge MTN² to, inter alia, bridge finance the purchase of the Malaysia Property which will be refinanced by the issuance of the ABS MTN or (b) the Junior ABS MTN together with the Senior ABS MTN³ to, inter alia, finance the purchase of the Malaysia Property.
- By subscribing for the Bridge MTN or the Junior ABS MTN, MLT is investing indirectly in the underlying real estate held by the Malaysia SPV (being the Malaysia Property as at date of completion of the Malaysia Acquisition) and will be receiving cash flow from such real estate, in the form of interest income from the Bridge MTN or the Junior ABS MTN.

- 1) The recourse of the holders of the MTN to the Malaysia SPV is limited to the assets of the Malaysia SPV and no petition for the winding-up or dissolution of the Malaysia SPV may be made by the MTN holders under the terms of the MTNs.
- 2) The Bridge MTN, if issued, shall be subscribed in full by MLT and/or its subsidiaries (the “MLT Group Entities”) and shall be freely tradable and transferable, subject to such restrictions on transfer as may be applicable.
- 3) The Senior ABS MTN, when issued, will be issued to sophisticated investors and the Junior ABS MTN, when issued, will be subscribed in full by the MLT Group Entities.

Structure Post-Acquisition of Vietnam Property



- Pursuant to the Vietnam Share Purchase Agreements dated 19 October 2020, the Vietnam Purchaser will acquire a 100.0% interest in the Cayman SPV¹ through the Vietnam Acquisition.
- The Vietnam Acquisition Price will be the Vietnam Aggregate Share Consideration and the value of the Vietnam Shareholder's Loan. The Vietnam Acquisition Price will be paid in cash to the Vietnam Vendor on the terms set out in the Vietnam Share Purchase Agreement.
- Following Vietnam Completion, MLT will own 100.0% of the ordinary shares in the issued share capital of the Cayman SPV.

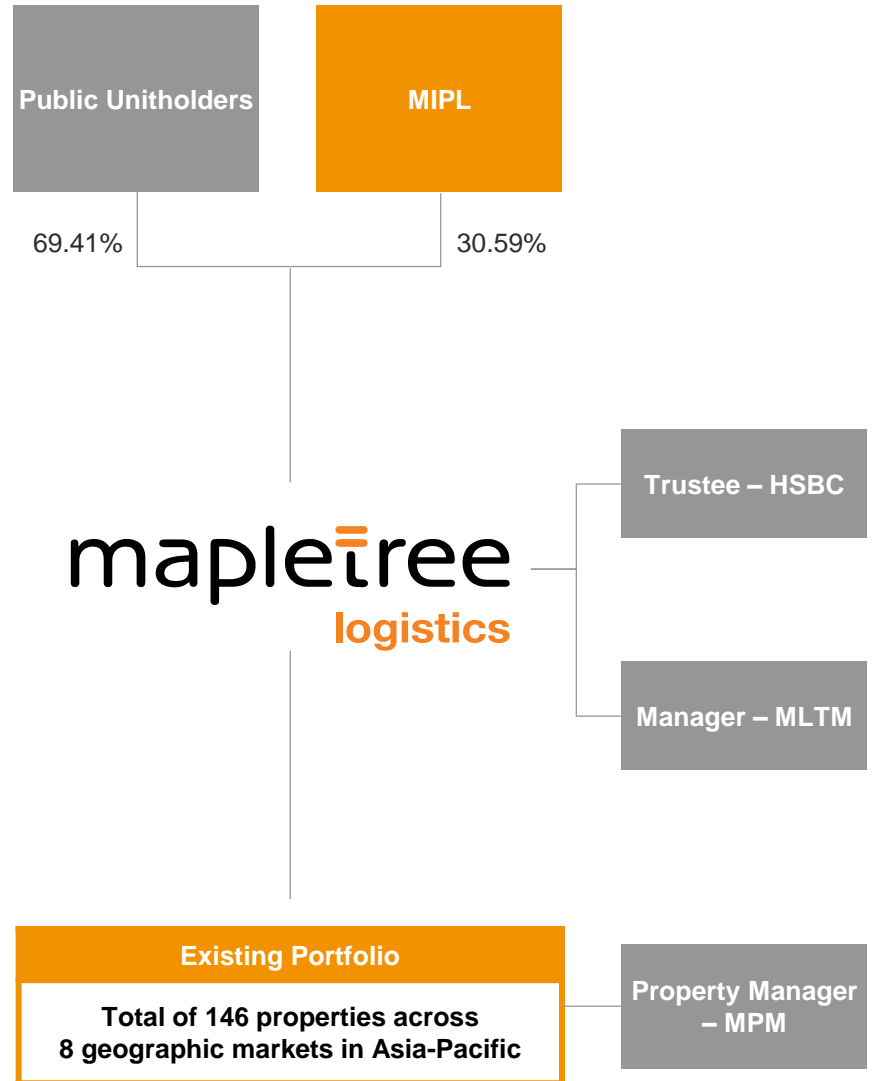
1) MLT will hold the Cayman SPV indirectly through a Singapore SPV.



Appendix B: Overview of MLT

Overview of MLT

Mapletree Logistics Trust	
Sponsor	<ul style="list-style-type: none"> Mapletree Investments Pte Ltd (“MIPL”)
Manager	<ul style="list-style-type: none"> Mapletree Logistics Trust Management Ltd. (“MLTM”) <ul style="list-style-type: none"> Wholly-owned subsidiary of the Sponsor
Sponsor Stake	<ul style="list-style-type: none"> 30.59%
Investment Mandate	<ul style="list-style-type: none"> Primarily logistics and distribution spaces in Asia-Pacific
Existing Portfolio	<ul style="list-style-type: none"> 146 properties with total assets under management of S\$8.96 billion
Property Manager	<ul style="list-style-type: none"> Mapletree Property Management Pte. Ltd. (“MPM”) <ul style="list-style-type: none"> Wholly-owned subsidiary of the Sponsor
Trustee	<ul style="list-style-type: none"> HSBC Institutional Trust Services (Singapore) Limited (“HSBC”)

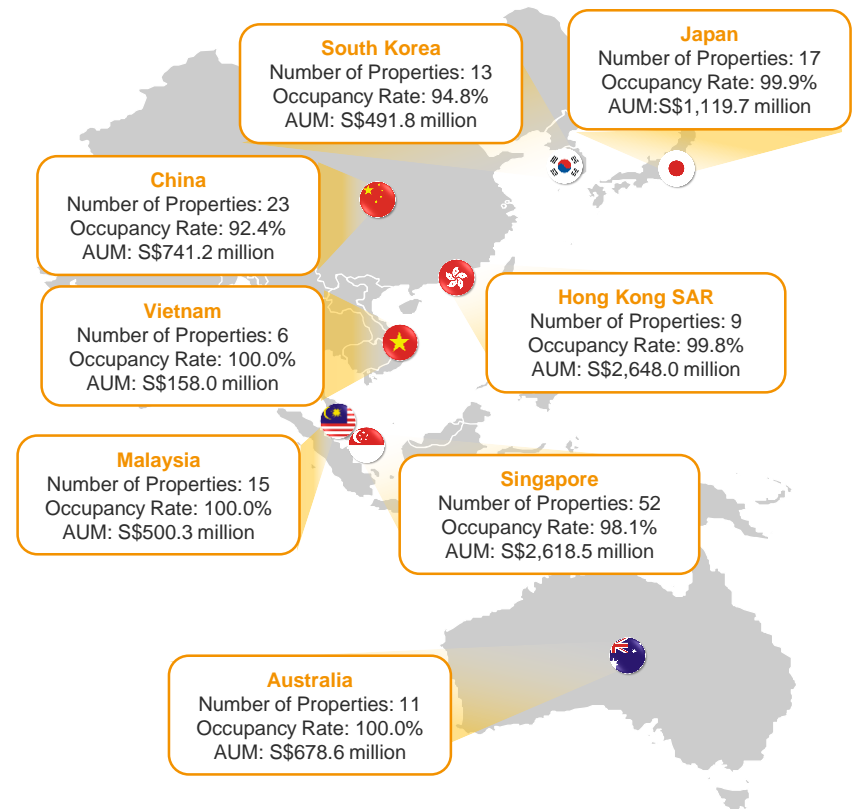


Snapshot of MLT

Key Indicators	As at 30 September 2020
Assets under Management ("AUM") (S\$ million)	8,956
Market Capitalisation (S\$ million)	7,774 ¹
Free Float (S\$ million)	5,396
Aggregate Leverage (%) ²	39.5%
Net Asset Value Per Unit (S\$)	1.20
NLA (million sq m)	5.1
Current Occupancy (%)	97.5%
WALE by NLA (years)	4.2
No. of Tenants	696

Location of Properties

(As at 30 September 2020)



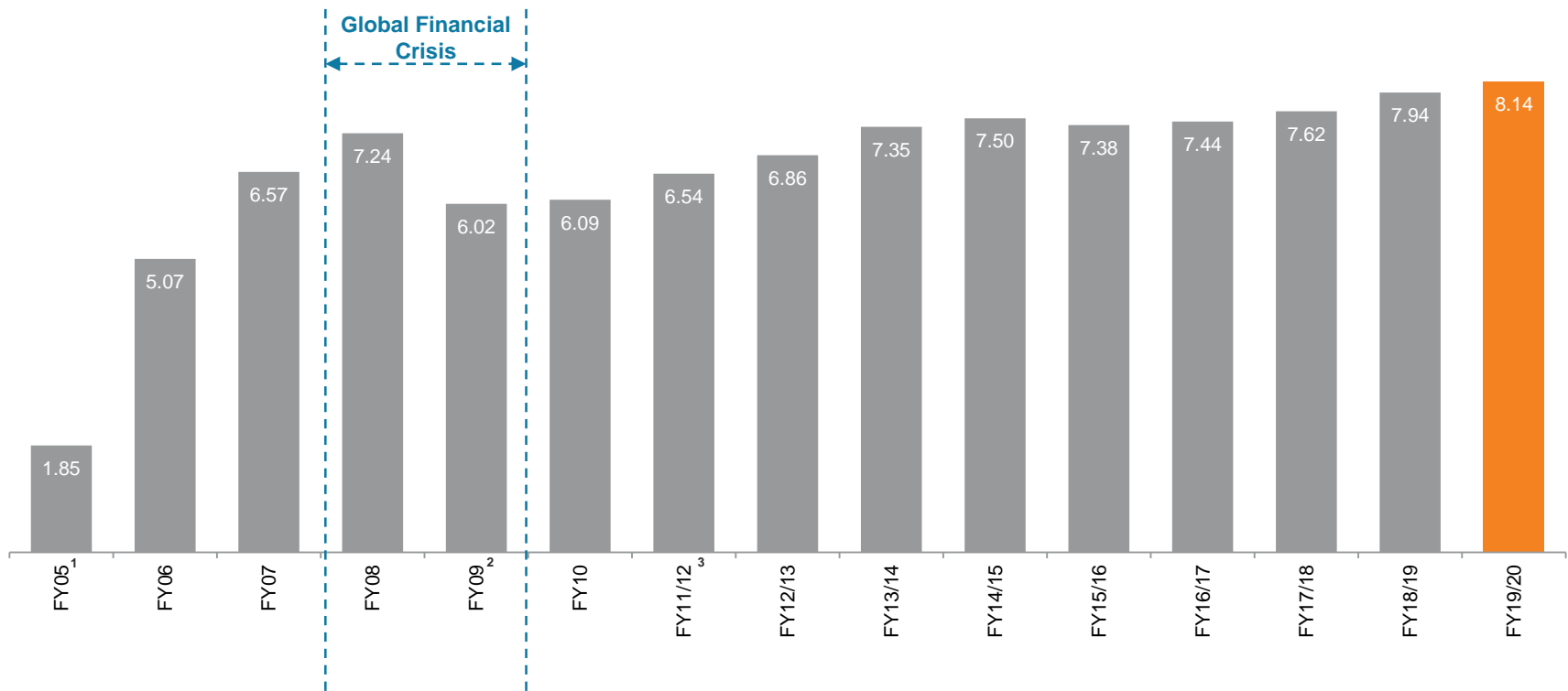
1) Based on 3,810,982,930 Units in issue.

2) Includes the proportionate share of borrowings and deposited property values of the joint ventures with the Sponsor.

Growth in Amount Distributable and DPU since Listing

- Strong track record of delivering stable distributions and consistent long-term returns to Unitholders through different economic and property cycles
- Focused and proactive approach towards asset and lease management, acquisitions and capital management

DPU (S\$ cents)



1) FY05 comprised the period from Listing Date of 28 July 2005 – 31 December 2005.

2) Decline in FY09 DPU due to increase in unit base following rights issue in August 2008

3) This reflects the performance for the 12-month period from 1 April 2011 to 31 March 2012. For the 15-month period ended 31 March 2012 (due to a change in financial year-end from 31 December to 31 March), distribution per unit was 8.240 Singapore cents.



Appendix C: Overview of Properties

Overview of the Properties



Mapletree Wuxi



Mapletree Hangzhou



Mapletree Nantong



Mapletree Changshu

	Mapletree Wuxi	Mapletree Hangzhou	Mapletree Nantong	Mapletree Changshu
NLA	122,403 sq m ¹	106,726 sq m ¹	78,624 sq m ¹	60,967 sq m ¹
Land Lease	16 Mar 2064 (~43 years remaining)	5 Sep 2064 (~44 years remaining)	East: 19 Oct 2064 (~44 years remaining) West: 29 January 2065 (~44 years remaining)	14 Feb 2065 (~44 years remaining)
Committed Occupancy	100.0%	98.1%	77.1%	93.2%
Completion	Dec 2015	Jun 2016	East: Apr 2016 West: Jan 2017	Jun 2016
Clear Ceiling Height	9.0 m	8.5m – 9.0 m	9.0 m	9.0 m
Floor Loading	2.5 – 3.0 t per sq m	2.5 – 3.0 t per sq m	3.0 t per sq m	3.0 t per sq m
Column Grid	11.6 m by 12.0 m	11.9 m by 11.7 m	11.4 m by 30.0 m	11.4 m by 21.7 m
Key Tenant(s)	<ul style="list-style-type: none"> Suzhou Pulibang Logistics Co., Ltd. Shanghai J-link Supply Chain Co., Ltd. 	<ul style="list-style-type: none"> Hangzhou Cainiao Supply Chain Management Co., Ltd. Dongguan XFJ Co., Ltd. (Hangzhou Branch) Shandong Joyi Supply Chain Management Co., Ltd. 	<ul style="list-style-type: none"> Confidential Tenant 	<ul style="list-style-type: none"> SKLC Logistics Co., Ltd. Changshu Nissin Transportation Co., Ltd.

All information is as at Latest Practicable Date unless otherwise stated.

1) NLA is reflected on a 100.0% basis.

Overview of the Properties (Cont'd)



Mapletree Changsha



Mapletree Wuhan



Mapletree Xi'an



Mapletree Tianjin

NLA	79,253 sq m ¹	69,984 sq m ¹	63,558 sq m ¹	29,148 sq m ¹
Land Lease	20 Jun 2064 (~44 years remaining)	10 Jun 2065 (~45 years remaining)	9 Dec 2063 (~43 years remaining)	12 Feb 2065 (~44 years remaining)
Committed Occupancy	100.0%	100.0%	100.0%	100.0%
Completion	Sep 2016	Oct 2017	Mar 2016	Aug 2016
Clear Ceiling Height	9.0 m	9.0 m	9.0 m	9.0 m
Floor Loading	3.0 t per sq m	3.0 t per sq m	3.0 t per sq m	3.0 t per sq m
Column Grid	11.4 m by 23.2 m	11.4 m by 24.0 m	11.7 m by 26.0 m	11.4 m by 26.5 m
Key Tenant(s)	<ul style="list-style-type: none"> Hangzhou Cainiao Supply Chain Management Co., Ltd. Hunan Zhonghan Express Service Co., Ltd 	<ul style="list-style-type: none"> Confidential Tenant 	<ul style="list-style-type: none"> Xi'an Zhicheng Deppon Logistics Co., Ltd. Shaanxi Zhongyou Health Medicine Co., Ltd. 	<ul style="list-style-type: none"> Tianjin Xiangshi Logistics Co., Ltd.

All information is as at Latest Practicable Date unless otherwise stated.

1) NLA is reflected on a 100.0% basis.

Overview of the Properties (Cont'd)



Mapletree Jiaxing



Mapletree Nanchang



Mapletree Zhenjiang



Mapletree Chengdu

NLA	35,683 sq m ¹	73,950 sq m ¹	101,616 sq m ¹	20,138 sq m ¹
Land Lease	26 Jan 2066 (~45 years remaining)	14 Jan 2066 (~45 years remaining)	1 Oct 2066 (~46 years remaining)	27 Oct 2065 (~45 years remaining)
Committed Occupancy	100.0%	77.1%	100.0%	100.0%
Completion	Jun 2017	Aug 2017	Feb 2018	Sep 2018
Clear Ceiling Height	9.0 m	9.0 m	9.0 m	9.0 m
Floor Loading	3.0 t per sq m	3.0 t per sq m	3.0 t per sq m	3.0 t per sq m
Column Grid	12.0 m by 22.2 m	11.4 m by 28.0 m	11.4 m by 23.1 m	11.4 m by 21.7 m
Key Tenant(s)	<ul style="list-style-type: none"> Hangzhou Best Network Technology Co., Ltd. 	<ul style="list-style-type: none"> Jiangxi SF Express Co., Ltd. Hangzhou Cainiao Supply Chain Management Co., Ltd. Jiangxi Yong Hui Store Co., Ltd. 	<ul style="list-style-type: none"> Jurong Xiangyun Logistics Co., Ltd. 	<ul style="list-style-type: none"> Shanghai Lantu Information Technology Co., Ltd. Sichuan ChuanLeng Supply Chain Management Co., Ltd.

All information is as at Latest Practicable Date unless otherwise stated.

1) NLA is reflected on a 100.0% basis.

Overview of the Properties (Cont'd)



Mapletree Shenyang



Mapletree Jinan



Mapletree Changsha 2



Mapletree Tianjin 2

NLA	42,881 sq m ¹	80,931 sq m ¹	97,888 sq m ¹	37,689 sq m
Land Lease	28 Sep 2066 (~46 years remaining)	15 Mar 2065 (~44 years remaining)	26 Dec 2064 (~44 years remaining)	7 Oct 2066 (~46 years remaining)
Committed Occupancy	89.6%	80.2%	82.1%	100.0%
Completion	Oct 2018	Nov 2016	Jul 2018	Apr 2019
Clear Ceiling Height	9.0 m	9.0 m	9.0 m	9.0 m
Floor Loading	3.0 t per sq m	3.0 t per sq m	2.5 – 3.0 t per sq m	3.0 t per sq m
Column Grid	22.0 m by 12.0 m	22.0 m by 12.0 m	24.0 m by 11.4 m	24.0 m by 11.4 m
Key Tenant(s)	<ul style="list-style-type: none"> Hubei Jiuzhoushuntian International Logistics Co., Ltd. 	<ul style="list-style-type: none"> Shandong Spark International Media Group Co., Ltd. 	<ul style="list-style-type: none"> Hangzhou Cainiao Supply Chain Management Co., Ltd. Changsha Su Teng Express Co., Ltd. 	<ul style="list-style-type: none"> Confidential Tenant

All information is as at Latest Practicable Date unless otherwise stated.

1) NLA is reflected on a 100.0% basis.

Overview of the Properties (Cont'd)



Mapletree Chengdu 2



Mapletree Qingdao



Mapletree Guiyang



Mapletree Nantong 2

NLA	107,379 sq m	74,192 sq m	51,656 sq m	67,504 sq m
Land Lease	11 Dec 2066 (~46 years remaining)	17 May 2067 (~47 years remaining)	4 Jul 2068 (~48 years remaining)	9 Jun 2065 (~45 years remaining)
Committed Occupancy	84.2%	100.0%	100.0%	97.9%
Completion	Jun 2019	Jun 2019	Nov 2019	Oct 2016
Clear Ceiling Height	9.0 m	9.0 m	10.2 m	9.0 m
Floor Loading	2.5 – 3.0 t per sq m	2.5 – 3.0 t per sq m	3.0 t per sq m	3.0 t per sq m
Column Grid	1 st floor: 24.0 m by 11.4 m 2 nd floor: 12.0 m by 12.0 m	12.0 m by 12.0 m	27.8m / 22.4 m by 11.4 m	11.4 m by 20.5 m / 22.0 m / 26.5 m
Key Tenant(s)	<ul style="list-style-type: none"> Sichuan Jingbangda Logistics Technology Co., Ltd 	<ul style="list-style-type: none"> Qingdao Papertiger Logistics Co., Ltd Qingdao Takumi Tech. Co., Ltd 	<ul style="list-style-type: none"> Guizhou Jiangkun Logistics Information Consulting Co., Ltd 	<ul style="list-style-type: none"> Best Logistics Technology (China) Co., Ltd.

All information is as at Latest Practicable Date unless otherwise stated.

Overview of the Properties (Cont'd)



Mapletree Ningbo



Mapletree Changsha 3



Mapletree PTP



Mapletree Bac Ninh 3

NLA	138,588 sq m	35,108 sq m	131,986 sq m	47,682 sq m
Land Lease	30 Dec 2064 (~44 years remaining)	30 Sep 2067 (~47 years remaining)	23 Mar 2055 ¹ (~34 years remaining ²)	30 Nov 2057 (~37 years remaining)
Committed Occupancy	100.0%	100.0%	95.0%	100.0%
Completion	Feb 2018	Dec 2019	Jul 2017	Apr 2019
Clear Ceiling Height	9.0 m	9.0 m	10.0 m	9.0 m
Floor Loading	3.0 t per sq m	3.0 t per sq m	3.0 t per sq m	3.0 t per sq m
Column Grid	24.0 m by 11.4 m	24.0 m by 11.4 m	24.0 m by 12.0 m	23.3 m by 11.4 m
Key Tenant(s)	<ul style="list-style-type: none"> Ningbo Zhongzhe Mulshang Electronic Commerce Co., Ltd. 	<ul style="list-style-type: none"> Best Logistics Technology (China) Co., Ltd. 	<ul style="list-style-type: none"> Decathlon Logistics Malaysia Sdn Bhd Damco Logistics Malaysia Sdn. Bhd. Pacific Transport Sdn Bhd 	<ul style="list-style-type: none"> Damco Vietnam Co., Ltd. Kuehne + Nagel Co., Ltd. Indo Trans Logistics Corporation

All information is as at Latest Practicable Date unless otherwise stated.

- 23 March 2045 is the expiry date of the First Term presently registered on the title to the Malaysia Parent Land. Pursuant to an agreement to sub-lease and a supplemental agreement entered into pursuant thereto with Pelabuhan Tanjung Pelepas Sdn Bhd ("**Sub-Lessor**") and the Malaysia Vendor, the Malaysia Vendor has been granted the entire sub-lease in respect of the Malaysia Property for a term of 40 years commencing on 7 April 2015 and expiring on 23 March 2055, which is broken down into two (2) lease periods, i.e. the First Term and the Second Term ("**Agreement to Sub-Lease**"). Pursuant to the Agreement to Sub-Lease, the First Term granted by the Sub-Lessor in favour of the Malaysia Vendor was registered on 20 June 2017 vide presentation number 41326/2017, for a term of 29 years and 351 days commencing from 7 April 2015 to 23 March 2045 and the Total Rent for the First Term and the Second Term has been fully paid by the Malaysia Vendor to the Sub-Lessor as at the date of the Malaysia Asset Purchase Agreement. Pursuant to Section 222(3) of the National Land Code 1965, where any sub-lease so granted relates to a part only of an alienated land, as it is in respect of the Malaysia Property, the term thereof shall not exceed 30 years. Therefore, while the lease expiry date is 23 March 2045, the Malaysia SPV will have an option to extend the term of the sub-lease and register the same on the title to the Malaysia Parent Land subject to the payment of RM1.00 before the expiration of the First Term in order to secure its registered interest for the Second Term.
- Includes the extension of the term of the sub-lease into the Second Term.